

ADIDAS AG FUTURE (ADSG) - EUX/202412

2024/05/06 18:29:16

Price
230.0096 EUR

Difference  0.00% (0.01)

General attributes

Symbol	ADSGZ24
Exchange	Eurex
Currency	EUR
Security type	Future
Underlying	ADIDAS AG
Maturity	12-2024
Contract size	100

Market data

Bid (Bid size)	- EUR (-)
Ask (Ask size)	- EUR (-)
Open	230.0096 EUR
High	230.0096 EUR
Low	230.0096 EUR
Close (prev. day)	230.0042 EUR
Underlying	ADIDAS AG
Underlying price (date)	225.10 (24/05/06)
Settlement price (date)	230.01 (24/05/06)
Open Interest	0

Performance and Risk

	6m	1y	3y
Perf (%)	+29.43%	+39.70%	-
Perf (abs.)	+52.31	+65.36	-
Beta	-	-	-
Volatility	29.10	31.33	-

Futures and Options

Related Futures	-
Related Options	-












Information about previous performance does not guarantee future performance.
Source: FactSet

Price data

Ø price 5 days Ø volume 5 days (pcs.)	232.0303 EUR (0)
Ø price 30 days Ø volume 30 days (pcs.)	217.3599 EUR (0)
Ø price 100 days Ø volume 100 days (pcs.)	196.8272 EUR (0)
Ø price 250 days Ø volume 250 days (pcs.)	187.6335 EUR (0)
YTD High date	237.5978 EUR (2024/04/29)
YTD Low date	169.9220 EUR (2024/01/19)
52 Weeks High date	237.5978 EUR (2024/04/29)
52 Weeks Low date	38.3892 EUR (2023/12/14)

Recent Research

on underlying	on sector	on market	
Date		Headline	Download
2024/04/26		Global Equity Ratings	
2024/04/26		Aktienempfehlungen Global	
2024/04/03		Global Equity Ratings	
2024/04/03		Aktienempfehlungen Global	
2024/03/13		Global Equity Ratings	