

ADIDAS AG FUTURE (ADSG) - EUX/202412

2024/05/02 18:23:04

Price
229.0062 EUR

Difference  **-1.08% (-2.51)**

General attributes

Symbol	ADSGZ24
Exchange	Eurex
Currency	EUR
Security type	Future
Underlying	ADIDAS AG
Maturity	12-2024
Contract size	100

Market data

Bid (Bid size)	- EUR (-)
Ask (Ask size)	- EUR (-)
Open	229.0062 EUR
High	229.0062 EUR
Low	229.0062 EUR
Close (prev. day)	231.5131 EUR
Underlying	ADIDAS AG
Underlying price (date)	224.00 (24/05/02)
Settlement price (date)	229.01 (24/05/02)
Open Interest	0

Performance and Risk

	6m	1y	3y
Perf (%)	+28.30%	+36.86%	-
Perf (abs.)	+50.52	+61.67	-
Beta	-	-	-
Volatility	29.11	31.33	-

Futures and Options

Related Futures	-
Related Options	-












Information about previous performance does not guarantee future performance.
Source: FactSet

Price data

Ø price 5 days Ø volume 5 days (pcs.)	233.5969 EUR (0)
Ø price 30 days Ø volume 30 days (pcs.)	216.5140 EUR (0)
Ø price 100 days Ø volume 100 days (pcs.)	196.5278 EUR (0)
Ø price 250 days Ø volume 250 days (pcs.)	187.4072 EUR (0)
YTD High date	237.5978 EUR (2024/04/29)
YTD Low date	169.9220 EUR (2024/01/19)
52 Weeks High date	237.5978 EUR (2024/04/29)
52 Weeks Low date	38.3892 EUR (2023/12/14)

Recent Research

on underlying	on sector	on market	
Date		Headline	Download
2024/04/26		Global Equity Ratings	
2024/04/26		Aktienempfehlungen Global	
2024/04/03		Global Equity Ratings	
2024/04/03		Aktienempfehlungen Global	
2024/03/13		Global Equity Ratings	