

ADIDAS AG FUTURE (ADSG) - EUX/202412

2024/04/23 18:24:31

Price
233.2774 EUR

Difference  1.82% (4.17)

General attributes

Symbol	ADSGZ24
Exchange	Eurex
Currency	EUR
Security type	Future
Underlying	ADIDAS AG
Maturity	12-2024
Contract size	100

Market data

Bid (Bid size)	- EUR (-)
Ask (Ask size)	- EUR (-)
Open	233.2774 EUR
High	233.2774 EUR
Low	233.2774 EUR
Close (prev. day)	229.103 EUR
Underlying	ADIDAS AG
Underlying price (date)	227.40 (24/04/24)
Settlement price (date)	233.28 (24/04/23)
Open Interest	0

Performance and Risk

	6m	1y	3y
Perf (%)	+32.07%	+35.28%	-
Perf (abs.)	+56.65	+60.84	-
Beta	-	-	-
Volatility	28.99	31.21	-

Futures and Options

Related Futures	-
Related Options	-












Information about previous performance does not guarantee future performance.
 Source: FactSet

Price data

Ø price 5 days Ø volume 5 days (pcs.)	229.8106 EUR (0)
Ø price 30 days Ø volume 30 days (pcs.)	210.3908 EUR (0)
Ø price 100 days Ø volume 100 days (pcs.)	194.6455 EUR (0)
Ø price 250 days Ø volume 250 days (pcs.)	185.8887 EUR (0)
YTD High date	233.2774 EUR (2024/04/23)
YTD Low date	169.9220 EUR (2024/01/19)
52 Weeks High date	233.2774 EUR (2024/04/23)
52 Weeks Low date	38.3892 EUR (2023/12/14)

Recent Research

on underlying	on sector	on market	
Date		Headline	Download
2024/04/03		Global Equity Ratings	
2024/04/03		Aktienempfehlungen Global	
2024/03/13		Global Equity Ratings	
2024/03/13		Aktienempfehlungen Global	
2024/02/22		Aktienempfehlungen Global	