

ALLIANZ SE FUTURE (ALVG) - EUX/202412

2024/07/16 18:49:50

Price
267.775 EUR

Difference  **-0.76% (-2.06)**

General attributes

Symbol	ALVGZ24
Exchange	Eurex
Currency	EUR
Security type	Future
Underlying	ALLIANZ SE
Maturity	12-2024
Contract size	100

Market data

Bid (Bid size)	- EUR (-)
Ask (Ask size)	- EUR (-)
Open	267.775 EUR
High	267.775 EUR
Low	267.775 EUR
Close (prev. day)	269.839 EUR
Underlying	ALLIANZ SE
Underlying price (date)	263.20 (24/07/16)
Settlement price (date)	267.77 (24/07/16)
Open Interest	2,000

Performance and Risk

	6m	1y	3y
Perf (%)	+12.48%	+27.13%	-
Perf (abs.)	+29.95	+57.58	-
Beta	-	-	-
Volatility	15.98	15.78	-

Futures and Options

Related Futures	-
Related Options	-












Information about previous performance does not guarantee future performance.
 Source: FactSet

Price data

Ø price 5 days Ø volume 5 days (pcs.)	268.356 EUR (0)
Ø price 30 days Ø volume 30 days (pcs.)	265.449 EUR (67)
Ø price 100 days Ø volume 100 days (pcs.)	263.922 EUR (20)
Ø price 250 days Ø volume 250 days (pcs.)	244.212 EUR (8)
YTD High date	276.449 EUR (2024/06/03)
YTD Low date	237.878 EUR (2024/01/11)
52 Weeks High date	276.449 EUR (2024/06/03)
52 Weeks Low date	212.040 EUR (2023/07/17)

Recent Research

on underlying on sector on market			
Date		Headline	Download
2024/07/15		Aktienempfehlungen Global	
2024/07/12		Global Equity Ratings	
2024/06/21		Global Equity Ratings	
2024/06/21		Aktienempfehlungen Global	
2024/06/14		Global Equity Ratings	