

# ALLIANZ SE FUTURE (ALVG) - EUX/202412

2024/04/26 18:30:48

Price  
**260.9118** EUR

Difference  1.11% (2.85)

### General attributes

|               |            |
|---------------|------------|
| Symbol        | ALVGZ24    |
| Exchange      | Eurex      |
| Currency      | EUR        |
| Security type | Future     |
| Underlying    | ALLIANZ SE |
| Maturity      | 12-2024    |
| Contract size | 100        |

### Market data

|                         |                   |
|-------------------------|-------------------|
| Bid (Bid size)          | - EUR (-)         |
| Ask (Ask size)          | - EUR (-)         |
| Open                    | 260.9118 EUR      |
| High                    | 260.9118 EUR      |
| Low                     | 260.9118 EUR      |
| Close (prev. day)       | 258.0597 EUR      |
| Underlying              | ALLIANZ SE        |
| Underlying price (date) | 265.50 (24/04/26) |
| Settlement price (date) | 260.91 (24/04/26) |
| Open Interest           | 0                 |

### Performance and Risk

|             | 6m      | 1y      | 3y |
|-------------|---------|---------|----|
| Perf (%)    | +18.77% | +20.45% | -  |
| Perf (abs.) | +41.24  | +44.30  | -  |
| Beta        | -       | -       | -  |
| Volatility  | 15.56   | 16.96   | -  |

### Futures and Options

|                 |   |
|-----------------|---|
| Related Futures | - |
| Related Options | - |













Information about previous performance does not guarantee future performance.  
Source: FactSet

### Price data

|   |                           |
|---|---------------------------|
| Ø price 5 days   Ø volume 5 days (pcs.)     | 261.9154 EUR (0)          |
| Ø price 30 days   Ø volume 30 days (pcs.)   | 264.1217 EUR (0)          |
| Ø price 100 days   Ø volume 100 days (pcs.) | 250.2978 EUR (0)          |
| Ø price 250 days   Ø volume 250 days (pcs.) | 232.0029 EUR (0)          |
| YTD High   date                             | 274.1878 EUR (2024/03/28) |
| YTD Low   date                              | 237.8775 EUR (2024/01/11) |
| 52 Weeks High   date                        | 274.1878 EUR (2024/03/28) |
| 52 Weeks Low   date                         | 201.2449 EUR (2023/05/31) |

### Recent Research

| on underlying | on sector   | on market                 |   |
|---------------|---|---------------------------|---|
| Date          |   | Headline                  | Download  |
| 2024/04/26    |  | Global Equity Ratings     |  |
| 2024/04/26    |  | Aktienempfehlungen Global |  |
| 2024/04/03    |  | Global Equity Ratings     |  |
| 2024/04/03    |  | Aktienempfehlungen Global |  |
| 2024/03/13    |  | Global Equity Ratings     |  |