

AMADEUS IT GROUP S.A. FUTURE (AI3F) - EUX/202412

2024/09/13 18:34:54

Price
64.0494 EUR

Difference  1.53% (0.96)

General attributes

Symbol	AI3FZ24
Exchange	Eurex
Currency	EUR
Security type	Future
Underlying	AMADEUS IT GROUP SA
Maturity	12-2024
Contract size	100

Market data

Bid (Bid size)	- EUR (-)
Ask (Ask size)	- EUR (-)
Open	64.0494 EUR
High	64.0494 EUR
Low	64.0494 EUR
Close (prev. day)	63.0859 EUR
Underlying	AMADEUS IT GROUP SA
Underlying price (date)	63.40 (24/09/13)
Settlement price (date)	64.05 (24/09/13)
Open Interest	0

Performance and Risk

	6m	1y	3y
Perf (%)	+7.83%	-0.50%	-
Perf (abs.)	+4.65	-0.32	-
Beta	-	-	-
Volatility	20.47	22.04	-

Futures and Options

Related Futures	-
Related Options	-

5y












Information about previous performance does not guarantee future performance.
Source: FactSet

Price data

Ø price 5 days Ø volume 5 days (pcs.)	63.3306 EUR (0)
Ø price 30 days Ø volume 30 days (pcs.)	60.1418 EUR (0)
Ø price 100 days Ø volume 100 days (pcs.)	62.7694 EUR (0)
Ø price 250 days Ø volume 250 days (pcs.)	62.2627 EUR (0)
YTD High date	68.9312 EUR (2024/06/05)
YTD Low date	55.4460 EUR (2024/02/29)
52 Weeks High date	68.9312 EUR (2024/06/05)
52 Weeks Low date	54.5789 EUR (2023/10/26)

Recent Research

on underlying	on sector	on market	
Date		Headline	Download
2023/10/27		Global Equity Ratings	
2023/10/27		Aktienempfehlungen Global	
2023/09/29		Global Equity Ratings	
2023/09/29		Aktienempfehlungen Global	
2023/09/08		Global Equity Ratings	