

# AMADEUS IT GROUP S.A. FUTURE (AI3F) - EUX/202412

2024/07/16 18:49:49

Price  
**64.0951** EUR

Difference  -0.14% (-0.09)

### General attributes

Symbol	AI3FZ24
Exchange	Eurex
Currency	EUR
Security type	Future
Underlying	AMADEUS IT GROUP SA
Maturity	12-2024
Contract size	100

### Market data

Bid (Bid size)	- EUR (-)
Ask (Ask size)	- EUR (-)
Open	64.0951 EUR
High	64.0951 EUR
Low	64.0951 EUR
Close (prev. day)	64.1834 EUR
Underlying	AMADEUS IT GROUP SA
Underlying price (date)	63.00 (24/07/16)
Settlement price (date)	64.10 (24/07/16)
Open Interest	0

### Performance and Risk

	6m	1y	3y
Perf (%)	-1.45%	-6.96%	-
Perf (abs.)	-0.94	-4.80	-
Beta	-	-	-
Volatility	23.81	21.94	-

### Futures and Options

Related Futures	-
Related Options	-

5y












Information about previous performance does not guarantee future performance.  
Source: FactSet

### Price data

Ø price 5 days   Ø volume 5 days (pcs.)	63.5324 EUR (0)
Ø price 30 days   Ø volume 30 days (pcs.)	64.9186 EUR (0)
Ø price 100 days   Ø volume 100 days (pcs.)	62.0798 EUR (0)
Ø price 250 days   Ø volume 250 days (pcs.)	63.1967 EUR (0)
YTD High   date	68.9312 EUR (2024/06/05)
YTD Low   date	55.4460 EUR (2024/02/29)
52 Weeks High   date	71.9014 EUR (2023/07/27)
52 Weeks Low   date	54.5789 EUR (2023/10/26)

### Recent Research

on underlying	on sector	on market	
Date		Headline	Download
2023/10/27		Global Equity Ratings	
2023/10/27		Aktienempfehlungen Global	
2023/09/29		Global Equity Ratings	
2023/09/29		Aktienempfehlungen Global	
2023/09/08		Global Equity Ratings	