

AMADEUS IT GROUP S.A. FUTURE (AI3F) - EUX/202412

2024/04/30 18:38:58

Price
60.6224 EUR
 Difference  0.49% (0.30)

General attributes

Symbol AI3FZ24
 Exchange Eurex
 Currency EUR
 Security type Future
 Underlying AMADEUS IT GROUP SA
 Maturity 12-2024
 Contract size 100

Market data

Bid (Bid size) - EUR (-)
 Ask (Ask size) - EUR (-)
 Open 60.6224 EUR
 High 60.6224 EUR
 Low 60.6224 EUR
 Close (prev. day) 60.3251 EUR
 Underlying AMADEUS IT GROUP SA
 Underlying price (date) 59.76 (24/04/30)
 Settlement price (date) 60.62 (24/04/30)
 Open Interest 0

Performance and Risk

	6m	1y	3y
Perf (%)	+10.06%	-8.97%	-
Perf (abs.)	+5.51	-5.94	-
Beta	-	-	-
Volatility	22.59	20.80	-

Futures and Options

Related Futures -
 Related Options -

5y












Information about previous performance does not guarantee future performance.
 Source: FactSet

Price data

Ø price 5 days Ø volume 5 days (pcs.)	60.2480 EUR (0)
Ø price 30 days Ø volume 30 days (pcs.)	58.9354 EUR (0)
Ø price 100 days Ø volume 100 days (pcs.)	62.6614 EUR (0)
Ø price 250 days Ø volume 250 days (pcs.)	64.3920 EUR (0)
YTD High date	67.7039 EUR (2024/01/26)
YTD Low date	55.4460 EUR (2024/02/29)
52 Weeks High date	72.7038 EUR (2023/06/16)
52 Weeks Low date	54.5789 EUR (2023/10/26)

Recent Research

on underlying on sector on market			
Date		Headline	Download
2023/10/27		Global Equity Ratings	
2023/10/27		Aktienempfehlungen Global	
2023/09/29		Global Equity Ratings	
2023/09/29		Aktienempfehlungen Global	
2023/09/08		Global Equity Ratings	