

ACCOR S.A. FUTURE (ACRI) - EUX/202412

2024/09/13 18:34:53

Price
38.7428 EUR

Difference  0.67% (0.26)

General attributes

Symbol	ACRIZ24
Exchange	Eurex
Currency	EUR
Security type	Future
Underlying	ACCOR S.A.
Maturity	12-2024
Contract size	100

Market data

Bid (Bid size)	- EUR (-)
Ask (Ask size)	- EUR (-)
Open	38.7428 EUR
High	38.7428 EUR
Low	38.7428 EUR
Close (prev. day)	38.484 EUR
Underlying	ACCOR S.A.
Underlying price (date)	38.35 (24/09/13)
Settlement price (date)	38.74 (24/09/13)
Open Interest	0

Performance and Risk

	6m	1y	3y
Perf (%)	-8.77%	+8.21%	-
Perf (abs.)	-3.73	+2.94	-
Beta	-	-	-
Volatility	22.14	21.54	-

Futures and Options

Related Futures	-
Related Options	-

5y








Information about previous performance does not guarantee future performance.
Source: FactSet

Price data

Ø price 5 days Ø volume 5 days (pcs.)	38.5101 EUR (0)
Ø price 30 days Ø volume 30 days (pcs.)	36.6626 EUR (0)
Ø price 100 days Ø volume 100 days (pcs.)	38.7267 EUR (0)
Ø price 250 days Ø volume 250 days (pcs.)	37.1448 EUR (0)
YTD High date	43.6539 EUR (2024/03/26)
YTD Low date	32.9552 EUR (2024/08/05)
52 Weeks High date	405.5749 EUR (2023/12/14)
52 Weeks Low date	30.0612 EUR (2023/11/06)

Recent Research

on sector		on market	
Date		Headline	Download
2024/09/11		Global Equity Ratings	
2024/09/11		Aktienempfehlungen Global	
2024/09/09		Aktienempfehlungen Österreich	
2024/09/05		Global Equity Ratings	
2024/09/05		Aktienempfehlungen Global	