

BASF SE FUTURE (BASG) - EUX/202412

2024/09/13 18:34:57

Price
44.0466 EUR

Difference  2.10% (0.90)

General attributes

Symbol	BASGZ24
Exchange	Eurex
Currency	EUR
Security type	Future
Underlying	BASF SE
Maturity	12-2024
Contract size	100

Market data

Bid (Bid size)	- EUR (-)
Ask (Ask size)	- EUR (-)
Open	44.0466 EUR
High	44.0466 EUR
Low	44.0466 EUR
Close (prev. day)	43.1417 EUR
Underlying	BASF SE
Underlying price (date)	43.60 (24/09/13)
Settlement price (date)	44.05 (24/09/13)
Open Interest	12,950

Performance and Risk

	6m	1y	3y
Perf (%)	-8.92%	-0.35%	-
Perf (abs.)	-4.31	-0.15	-
Beta	-	-	-
Volatility	21.03	22.94	-

Futures and Options

Related Futures	-
Related Options	-

5y












Information about previous performance does not guarantee future performance.
Source: FactSet

Price data

Ø price 5 days Ø volume 5 days (pcs.)	43.4774 EUR (7,945)
Ø price 30 days Ø volume 30 days (pcs.)	43.8512 EUR (1,656)
Ø price 100 days Ø volume 100 days (pcs.)	46.2789 EUR (497)
Ø price 250 days Ø volume 250 days (pcs.)	45.5895 EUR (199)
YTD High date	53.6916 EUR (2024/04/04)
YTD Low date	41.4462 EUR (2024/08/06)
52 Weeks High date	53.6916 EUR (2024/04/04)
52 Weeks Low date	40.1352 EUR (2023/10/25)

Recent Research

on underlying	on sector	on market	
Date		Headline	Download
2024/09/11		Global Equity Ratings	
2024/09/11		Aktienempfehlungen Global	
2024/09/05		Global Equity Ratings	
2024/09/05		Aktienempfehlungen Global	
2024/08/12		Global Equity Ratings	