

AMGEN INC. FUTURE (AMGF) - EUX/202412

2024/04/17 18:36:10

Price
267.0079 USD

Difference  **-0.46% (-1.24)**

General attributes

Symbol	AMGFZ24
Exchange	Eurex
Currency	USD
Security type	Future
Underlying	AMGEN INC.
Maturity	12-2024
Contract size	100

Market data

Bid (Bid size)	- USD (-)
Ask (Ask size)	- USD (-)
Open	267.0079 USD
High	267.0079 USD
Low	267.0079 USD
Close (prev. day)	268.2514 USD
Underlying	AMGEN INC.
Underlying price (date)	264.07 (24/04/17)
Settlement price (date)	267.01 (24/04/17)
Open Interest	0

Performance and Risk

	6m	1y	3y
Perf (%)	-9.28%	+4.75%	-
Perf (abs.)	-27.31	+12.10	-
Beta	-	-	-
Volatility	21.99	22.64	-

Futures and Options

Related Futures	-
Related Options	-

5y












Information about previous performance does not guarantee future performance.
 Source: FactSet

Price data

Ø price 5 days Ø volume 5 days (pcs.)	269.9584 USD (0)
Ø price 30 days Ø volume 30 days (pcs.)	278.1000 USD (0)
Ø price 100 days Ø volume 100 days (pcs.)	291.0816 USD (0)
Ø price 250 days Ø volume 250 days (pcs.)	269.0580 USD (0)
YTD High date	328.7039 USD (2024/02/02)
YTD Low date	267.0079 USD (2024/04/17)
52 Weeks High date	328.7039 USD (2024/02/02)
52 Weeks Low date	219.8848 USD (2023/06/01)

Recent Research

on underlying		on sector		on market	
Date		Headline		Download	
2024/04/03		Global Equity Ratings			
2024/04/03		Aktienempfehlungen Global			
2024/03/13		Global Equity Ratings			
2024/03/13		Aktienempfehlungen Global			
2024/02/22		Aktienempfehlungen Global		