


BANK OF AMERICA CORP. FUTURE (BACF) - EUX/202412

2024/05/02 18:23:10

Price
37.3859 USD

Difference  **-2.01% (-0.77)**

General attributes

Symbol BACFZ24
 Exchange Eurex
 Currency USD
 Security type Future
 Underlying BANK OF AMERICA CORP.
 Maturity 12-2024
 Contract size 100

Market data

Bid (Bid size) - USD (-)
 Ask (Ask size) - USD (-)
 Open 37.3859 USD
 High 37.3859 USD
 Low 37.3859 USD
 Close (prev. day) 38.1516 USD
 Underlying BANK OF AMERICA CORP.
 Underlying price (date) 36.88 (24/05/02)
 Settlement price (date) 37.39 (24/05/02)
 Open Interest 0

Performance and Risk

	6m	1y	3y
Perf (%)	+33.74%	+31.51%	-
Perf (abs.)	+9.43	+8.96	-
Beta	-	-	-
Volatility	26.50	26.78	-

Futures and Options

Related Futures -
 Related Options -












Information about previous performance does not guarantee future performance.
 Source: FactSet

Price data

Ø price 5 days Ø volume 5 days (pcs.)	38.1820 USD (0)
Ø price 30 days Ø volume 30 days (pcs.)	37.7969 USD (0)
Ø price 100 days Ø volume 100 days (pcs.)	35.4187 USD (0)
Ø price 250 days Ø volume 250 days (pcs.)	31.9325 USD (0)
YTD High date	38.9993 USD (2024/04/23)
YTD Low date	32.1538 USD (2024/01/18)
52 Weeks High date	38.9993 USD (2024/04/23)
52 Weeks Low date	25.8796 USD (2023/10/30)

Recent Research

<input type="radio"/> on underlying <input type="radio"/> on sector <input type="radio"/> on market			
Date		Headline	Download
2024/04/26		Global Equity Ratings	
2024/04/26		Aktienempfehlungen Global	
2024/04/03		Global Equity Ratings	
2024/04/03		Aktienempfehlungen Global	
2024/03/13		Global Equity Ratings	