

BEIERSDORF AG FUTURE (BEIG) - EUX/202412

2024/07/29 18:35:09

Price
137.5197 EUR

Difference  **-1.05% (-1.46)**

General attributes

Symbol	BEIGZ24
Exchange	Eurex
Currency	EUR
Security type	Future
Underlying	BEIERSDORF AG
Maturity	12-2024
Contract size	100

Market data

Bid (Bid size)	- EUR (-)
Ask (Ask size)	- EUR (-)
Open	137.5197 EUR
High	137.5197 EUR
Low	137.5197 EUR
Close (prev. day)	138.9762 EUR
Underlying	BEIERSDORF AG
Underlying price (date)	135.40 (24/07/29)
Settlement price (date)	137.52 (24/07/29)
Open Interest	0

Performance and Risk

	6m	1y	3y
Perf (%)	-1.30%	+10.01%	-
Perf (abs.)	-1.81	+12.52	-
Beta	-	-	-
Volatility	15.66	15.02	-

Futures and Options

Related Futures	-
Related Options	-

5y












Information about previous performance does not guarantee future performance.
Source: FactSet

Price data

Ø price 5 days Ø volume 5 days (pcs.)	138.2049 EUR (0)
Ø price 30 days Ø volume 30 days (pcs.)	140.4242 EUR (0)
Ø price 100 days Ø volume 100 days (pcs.)	141.8044 EUR (0)
Ø price 250 days Ø volume 250 days (pcs.)	136.5194 EUR (0)
YTD High date	150.7114 EUR (2024/05/10)
YTD Low date	131.9023 EUR (2024/04/09)
52 Weeks High date	150.7114 EUR (2024/05/10)
52 Weeks Low date	121.5329 EUR (2023/08/02)

Recent Research

on underlying	on sector	on market	
Date		Headline	Download
2024/07/24		Global Equity Ratings	
2024/07/24		Aktienempfehlungen Global	
2024/07/15		Aktienempfehlungen Global	
2024/07/12		Global Equity Ratings	
2024/06/21		Global Equity Ratings	