

# BEIERSDORF AG FUTURE (BEIG) - EUX/202412

2024/07/29 18:35:09

**Price**  
**137.5197** EUR

**Difference**  **-1.05% (-1.46)**

### General attributes

Symbol	BEIGZ24
Exchange	Eurex
Currency	EUR
Security type	Future
Underlying	BEIERSDORF AG
Maturity	12-2024
Contract size	100

### Market data

Bid (Bid size)	- EUR (-)
Ask (Ask size)	- EUR (-)
Open	137.5197 EUR
High	137.5197 EUR
Low	137.5197 EUR
Close (prev. day)	138.9762 EUR
Underlying	BEIERSDORF AG
Underlying price (date)	135.40 (24/07/29)
Settlement price (date)	137.52 (24/07/29)
Open Interest	0

### Performance and Risk

	6m	1y	3y
Perf (%)	-1.30%	+10.01%	-
Perf (abs.)	-1.81	+12.52	-
Beta	-	-	-
Volatility	15.66	15.02	-

### Futures and Options

Related Futures	-
Related Options	-

5y












Information about previous performance does not guarantee future performance.  
Source: FactSet

### Price data

Ø price 5 days   Ø volume 5 days (pcs.)	138.2049 EUR (0)
Ø price 30 days   Ø volume 30 days (pcs.)	140.4242 EUR (0)
Ø price 100 days   Ø volume 100 days (pcs.)	141.8044 EUR (0)
Ø price 250 days   Ø volume 250 days (pcs.)	136.5194 EUR (0)
YTD High   date	150.7114 EUR (2024/05/10)
YTD Low   date	131.9023 EUR (2024/04/09)
52 Weeks High   date	150.7114 EUR (2024/05/10)
52 Weeks Low   date	121.5329 EUR (2023/08/02)

### Recent Research

on underlying	on sector	on market	
Date		Headline	Download
2024/07/24		Global Equity Ratings	
2024/07/24		Aktienempfehlungen Global	
2024/07/15		Aktienempfehlungen Global	
2024/07/12		Global Equity Ratings	
2024/06/21		Global Equity Ratings	