

# BEIERSDORF AG FUTURE (BEIG) - EUX/202412

2024/07/11 19:04:05

**Price**  
140.1185 EUR

**Difference**  -0.55% (-0.78)

### General attributes

Symbol	BEIGZ24
Exchange	Eurex
Currency	EUR
Security type	Future
Underlying	BEIERSDORF AG
Maturity	12-2024
Contract size	100

### Market data

Bid (Bid size)	- EUR (-)
Ask (Ask size)	- EUR (-)
Open	140.1185 EUR
High	140.1185 EUR
Low	140.1185 EUR
Close (prev. day)	140.8972 EUR
Underlying	BEIERSDORF AG
Underlying price (date)	137.65 (24/07/11)
Settlement price (date)	140.12 (24/07/11)
Open Interest	0

### Performance and Risk

	6m	1y	3y
Perf (%)	-1.49%	+14.93%	-
Perf (abs.)	-2.12	+18.21	-
Beta	-	-	-
Volatility	15.99	15.10	-

### Futures and Options

Related Futures	-
Related Options	-

5y












Information about previous performance does not guarantee future performance.  
Source: FactSet

### Price data

Ø price 5 days   Ø volume 5 days (pcs.)	140.1141 EUR (0)
Ø price 30 days   Ø volume 30 days (pcs.)	143.9509 EUR (0)
Ø price 100 days   Ø volume 100 days (pcs.)	141.9193 EUR (0)
Ø price 250 days   Ø volume 250 days (pcs.)	135.7487 EUR (0)
YTD High   date	150.7114 EUR (2024/05/10)
YTD Low   date	131.9023 EUR (2024/04/09)
52 Weeks High   date	150.7114 EUR (2024/05/10)
52 Weeks Low   date	120.1129 EUR (2023/07/20)

### Recent Research

on underlying	on sector	on market	
Date		Headline	Download
2024/06/21		Global Equity Ratings	
2024/06/21		Aktienempfehlungen Global	
2024/06/14		Global Equity Ratings	
2024/06/14		Aktienempfehlungen Global	
2024/05/29		Global Equity Ratings	