

# CISCO SYSTEMS INC. FUTURE (CSCF) - EUX/202412

2024/07/11 19:04:08

Price  
**47.5713** USD

Difference  1.98% (0.92)

### General attributes

Symbol	CSCFZ24
Exchange	Eurex
Currency	USD
Security type	Future
Underlying	CISCO SYSTEMS INC
Maturity	12-2024
Contract size	100

### Market data

Bid (Bid size)	- USD (-)
Ask (Ask size)	- USD (-)
Open	47.5713 USD
High	47.5713 USD
Low	47.5713 USD
Close (prev. day)	46.6486 USD
Underlying	CISCO SYSTEMS INC
Underlying price (date)	46.76 (24/07/11)
Settlement price (date)	47.57 (24/07/11)
Open Interest	0

### Performance and Risk

	6m	1y	3y
Perf (%)	-7.44%	-12.06%	-
Perf (abs.)	-3.83	-6.53	-
Beta	-	-	-
Volatility	15.55	20.88	-

### Futures and Options

Related Futures	-
Related Options	-












Information about previous performance does not guarantee future performance.  
Source: FactSet

### Price data

Ø price 5 days   Ø volume 5 days (pcs.)	47.0537 USD (0)
Ø price 30 days   Ø volume 30 days (pcs.)	47.0300 USD (0)
Ø price 100 days   Ø volume 100 days (pcs.)	48.6418 USD (0)
Ø price 250 days   Ø volume 250 days (pcs.)	51.7495 USD (0)
YTD High   date	53.6838 USD (2024/01/25)
YTD Low   date	45.7471 USD (2024/06/17)
52 Weeks High   date	60.0577 USD (2023/09/01)
52 Weeks Low   date	45.7471 USD (2024/06/17)

### Recent Research

on underlying	on sector	on market	
Date		Headline	Download
2024/07/12		Global Equity Ratings	
2024/07/12		Aktienempfehlungen Global	
2024/06/21		Global Equity Ratings	
2024/06/21		Aktienempfehlungen Global	
2024/06/14		Global Equity Ratings	