

# CISCO SYSTEMS INC. FUTURE (CSCF) - EUX/202412

2024/04/30 18:39:06

**Price**  
**48.0395** USD  
 Difference  -1.57% (-0.76)

**General attributes**

Symbol	CSCFZ24
Exchange	Eurex
Currency	USD
Security type	Future
Underlying	CISCO SYSTEMS INC
Maturity	12-2024
Contract size	100

**Market data**

Bid (Bid size)	- USD (-)
Ask (Ask size)	- USD (-)
Open	48.0395 USD
High	48.0395 USD
Low	48.0395 USD
Close (prev. day)	48.804 USD
Underlying	CISCO SYSTEMS INC
Underlying price (date)	47.245 (24/05/01)
Settlement price (date)	48.04 (24/04/30)
Open Interest	0

**Performance and Risk**

	6m	1y	3y
Perf (%)	-9.47%	-0.63%	-
Perf (abs.)	-5.02	-0.30	-
Beta	-	-	-
Volatility	24.01	21.24	-

**Futures and Options**

Related Futures	-
Related Options	-

5y












Information about previous performance does not guarantee future performance.  
 Source: FactSet

**Price data**

Ø price 5 days   Ø volume 5 days (pcs.)	48.7372 USD (0)
Ø price 30 days   Ø volume 30 days (pcs.)	49.7604 USD (0)
Ø price 100 days   Ø volume 100 days (pcs.)	50.5867 USD (0)
Ø price 250 days   Ø volume 250 days (pcs.)	52.6264 USD (0)
YTD High   date	53.6838 USD (2024/01/25)
YTD Low   date	48.0395 USD (2024/04/30)
52 Weeks High   date	60.0577 USD (2023/09/01)
52 Weeks Low   date	46.6044 USD (2023/05/04)

**Recent Research**

on underlying	on sector	on market	
Date		Headline	Download
2024/04/26		Global Equity Ratings	
2024/04/26		Aktienempfehlungen Global	
2024/04/03		Global Equity Ratings	
2024/04/03		Aktienempfehlungen Global	
2024/03/13		Global Equity Ratings	