

CARREFOUR S.A. FUTURE (CARG) - EUX/202412

2024/08/16 19:01:13

Price
14.2643 EUR

Difference  0.85% (0.12)

General attributes

Symbol	CARGZ24
Exchange	Eurex
Currency	EUR
Security type	Future
Underlying	CARREFOUR SA
Maturity	12-2024
Contract size	100

Market data

Bid (Bid size)	- EUR (-)
Ask (Ask size)	- EUR (-)
Open	14.2643 EUR
High	14.2643 EUR
Low	14.2643 EUR
Close (prev. day)	14.1442 EUR
Underlying	CARREFOUR SA
Underlying price (date)	14.07 (24/08/16)
Settlement price (date)	14.26 (24/08/16)
Open Interest	0

Performance and Risk

	6m	1y	3y
Perf (%)	-6.52%	-23.46%	-
Perf (abs.)	-0.99	-4.34	-
Beta	-	-	-
Volatility	22.74	21.78	-

Futures and Options

Related Futures	-
Related Options	-

5y












Information about previous performance does not guarantee future performance.
Source: FactSet

Price data

Ø price 5 days Ø volume 5 days (pcs.)	14.0087 EUR (0)
Ø price 30 days Ø volume 30 days (pcs.)	14.2715 EUR (0)
Ø price 100 days Ø volume 100 days (pcs.)	14.9472 EUR (0)
Ø price 250 days Ø volume 250 days (pcs.)	15.9058 EUR (0)
YTD High date	16.9235 EUR (2024/01/04)
YTD Low date	13.4556 EUR (2024/06/28)
52 Weeks High date	18.7673 EUR (2023/08/21)
52 Weeks Low date	13.4556 EUR (2024/06/28)

Recent Research

on sector		on market	
Date		Headline	Download
2024/08/12		Global Equity Ratings	
2024/08/12		Aktienempfehlungen Global	
2024/07/24		Global Equity Ratings	
2024/07/24		Aktienempfehlungen Global	
2024/07/15		Aktienempfehlungen Global	