

# CARREFOUR S.A. FUTURE (CARG) - EUX/202412

2024/08/09 18:43:11

**Price**  
**13.9701** EUR

**Difference**  **-0.05% (-0.01)**

### General attributes

Symbol	CARGZ24
Exchange	Eurex
Currency	EUR
Security type	Future
Underlying	CARREFOUR SA
Maturity	12-2024
Contract size	100

### Market data

Bid (Bid size)	- EUR (-)
Ask (Ask size)	- EUR (-)
Open	13.9701 EUR
High	13.9701 EUR
Low	13.9701 EUR
Close (prev. day)	13.9766 EUR
Underlying	CARREFOUR SA
Underlying price (date)	13.78 (24/08/09)
Settlement price (date)	13.97 (24/08/09)
Open Interest	0

### Performance and Risk

	6m	1y	3y
Perf (%)	-6.69%	-24.66%	-
Perf (abs.)	-1.00	-4.57	-
Beta	-	-	-
Volatility	22.80	21.76	-

### Futures and Options

Related Futures	-
Related Options	-

5y












Information about previous performance does not guarantee future performance.  
Source: FactSet

### Price data

Ø price 5 days   Ø volume 5 days (pcs.)	13.9090 EUR (0)
Ø price 30 days   Ø volume 30 days (pcs.)	14.2569 EUR (0)
Ø price 100 days   Ø volume 100 days (pcs.)	15.0121 EUR (0)
Ø price 250 days   Ø volume 250 days (pcs.)	15.9800 EUR (0)
YTD High   date	16.9235 EUR (2024/01/04)
YTD Low   date	13.4556 EUR (2024/06/28)
52 Weeks High   date	18.7673 EUR (2023/08/21)
52 Weeks Low   date	13.4556 EUR (2024/06/28)

### Recent Research

on sector		on market	
Date		Headline	Download
2024/07/24		Global Equity Ratings	
2024/07/24		Aktienempfehlungen Global	
2024/07/15		Aktienempfehlungen Global	
2024/07/12		Global Equity Ratings	
2024/06/21		Equity Weekly	