

# EDP - ENERGIAS DE PORTUGAL SA FUTURE (EDPF) - EUX/202412

2024/09/13 18:35:06

Price  
**4.1713** EUR

Difference  0.87% (0.04)

### General attributes

Symbol	EDPFZ24
Exchange	Eurex
Currency	EUR
Security type	Future
Underlying	EDP-ENERGIAS DE PORTUGAL SA
Maturity	12-2024
Contract size	100

### Market data

Bid (Bid size)	- EUR (-)
Ask (Ask size)	- EUR (-)
Open	4.1713 EUR
High	4.1713 EUR
Low	4.1713 EUR
Close (prev. day)	4.1353 EUR
Underlying	EDP-ENERGIAS DE PORTUGAL SA
Underlying price (date)	4.129 (24/09/13)
Settlement price (date)	4.17 (24/09/13)
Open Interest	4,412

### Performance and Risk

	6m	1y	3y
Perf (%)	+17.87%	+1.46%	-
Perf (abs.)	+0.63	+0.06	-
Beta	-	-	-
Volatility	24.55	24.72	-

### Futures and Options

Related Futures	-
Related Options	-












Information about previous performance does not guarantee future performance.  
Source: FactSet

### Price data

Ø price 5 days   Ø volume 5 days (pcs.)	4.1380 EUR (882)
Ø price 30 days   Ø volume 30 days (pcs.)	3.8657 EUR (147)
Ø price 100 days   Ø volume 100 days (pcs.)	3.7762 EUR (44)
Ø price 250 days   Ø volume 250 days (pcs.)	3.8743 EUR (18)
YTD High   date	4.5494 EUR (2024/01/09)
YTD Low   date	3.3645 EUR (2024/03/21)
52 Weeks High   date	4.5713 EUR (2023/12/14)
52 Weeks Low   date	3.3645 EUR (2024/03/21)

### Recent Research

on underlying	on sector	on market	
Date		Headline	Download
2022/12/19		Global Equity Ratings	
2022/12/19		Aktienempfehlungen Global	
2022/11/28		Global Equity Ratings	
2022/11/28		Aktienempfehlungen Global	
2022/11/18		Global Equity Ratings	