

EDP - ENERGIAS DE PORTUGAL SA FUTURE (EDPF) - EUX/202412

2024/07/17 18:45:35

Price
3.6825 EURDifference  0.99% (0.04)

General attributes

Symbol	EDPFZ24
Exchange	Eurex
Currency	EUR
Security type	Future
Underlying	EDP-ENERGIAS DE PORTUGAL SA
Maturity	12-2024
Contract size	100

Market data

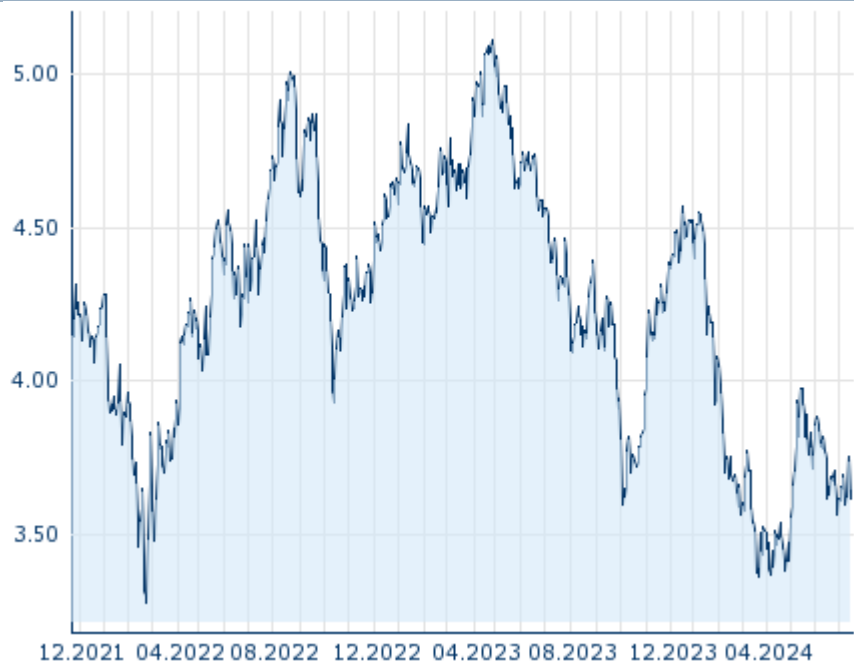
Bid (Bid size)	- EUR (-)
Ask (Ask size)	- EUR (-)
Open	3.6825 EUR
High	3.6825 EUR
Low	3.6825 EUR
Close (prev. day)	3.6463 EUR
Underlying	EDP-ENERGIAS DE PORTUGAL SA
Underlying price (date)	3.62 (24/07/17)
Settlement price (date)	3.68 (24/07/17)
Open Interest	0

Performance and Risk

	6m	1y	3y
Perf (%)	-15.96%	-17.06%	-
Perf (abs.)	-0.69	-0.75	-
Beta	-	-	-
Volatility	26.66	25.13	-

Futures and Options

Related Futures	-
Related Options	-












Information about previous performance does not guarantee future performance.
Source: FactSet

Price data

Ø price 5 days Ø volume 5 days (pcs.)	3.6785 EUR (0)
Ø price 30 days Ø volume 30 days (pcs.)	3.6926 EUR (0)
Ø price 100 days Ø volume 100 days (pcs.)	3.6360 EUR (0)
Ø price 250 days Ø volume 250 days (pcs.)	3.9378 EUR (0)
YTD High date	4.5494 EUR (2024/01/09)
YTD Low date	3.3645 EUR (2024/03/21)
52 Weeks High date	4.5713 EUR (2023/12/14)
52 Weeks Low date	3.3645 EUR (2024/03/21)

Recent Research

on underlying	on sector	on market	
Date		Headline	Download
2022/12/19		Global Equity Ratings	
2022/12/19		Aktienempfehlungen Global	
2022/11/28		Global Equity Ratings	
2022/11/28		Aktienempfehlungen Global	
2022/11/18		Global Equity Ratings	