

ÉTABLISSEMENTS FR. COLRUYT SA FUTURE (EFCG) - EUX/202412

2024/05/15 18:23:35

Price
43.1113 EUR
Difference  **-0.53% (-0.23)**

General attributes	
Symbol	EFCGZ24
Exchange	Eurex
Currency	EUR
Security type	Future
Underlying	COLRUYT GROUP N.V.
Maturity	12-2024
Contract size	103

Market data	
Bid (Bid size)	- EUR (-)
Ask (Ask size)	- EUR (-)
Open	43.1113 EUR
High	43.1113 EUR
Low	43.1113 EUR
Close (prev. day)	43.3409 EUR
Underlying	COLRUYT GROUP N.V.
Underlying price (date)	42.94 (24/05/16)
Settlement price (date)	43.11 (24/05/15)
Open Interest	0

Performance and Risk			
	6m	1y	3y
Perf (%)	+7.55%	+38.48%	-
Perf (abs.)	+3.03	+11.98	-
Beta	-	-	-
Volatility	22.96	24.35	-










Futures and Options	
Related Futures	-
Related Options	-



Information about previous performance does not guarantee future performance.
 Source: FactSet

Price data	
Ø price 5 days Ø volume 5 days (pcs.)	43.1597 EUR (0)
Ø price 30 days Ø volume 30 days (pcs.)	42.3511 EUR (0)
Ø price 100 days Ø volume 100 days (pcs.)	42.3195 EUR (0)
Ø price 250 days Ø volume 250 days (pcs.)	39.2104 EUR (0)
YTD High date	44.9916 EUR (2024/02/29)
YTD Low date	39.2815 EUR (2024/02/13)
52 Weeks High date	44.9916 EUR (2024/02/29)
52 Weeks Low date	30.5817 EUR (2023/05/22)

Recent Research

on sector		on market	
Date		Headline	Download
2024/04/26		Global Equity Ratings	
2024/04/26		Aktienempfehlungen Global	
2024/04/03		Global Equity Ratings	
2024/04/03		Aktienempfehlungen Global	
2024/03/13		Global Equity Ratings	