

# NEXTERA ENERGY INC. FUTURE (FPLF) - EUX/202412

2024/10/18 19:07:11

**Price**  
84.1448 USD

**Difference**  -0.43% (-0.37)

### General attributes

Symbol	FPLFZ24
Exchange	Eurex
Currency	USD
Security type	Future
Underlying	NEXTERA ENERGY INC.
Maturity	12-2024
Contract size	100

### Market data

Bid (Bid size)	- USD (-)
Ask (Ask size)	- USD (-)
Open	84.1448 USD
High	84.1448 USD
Low	84.1448 USD
Close (prev. day)	84.5109 USD
Underlying	NEXTERA ENERGY INC.
Underlying price (date)	84.38 (24/10/18)
Settlement price (date)	84.14 (24/10/18)
Open Interest	0

### Performance and Risk

	6m	1y	3y
Perf (%)	+29.94%	+53.24%	-
Perf (abs.)	+19.39	+29.23	-
Beta	-	-	-
Volatility	25.10	26.79	-

### Futures and Options

Related Futures	-
Related Options	-












Information about previous performance does not guarantee future performance.  
Source: FactSet

### Price data

Ø price 5 days   Ø volume 5 days (pcs.)	83.9654 USD (0)
Ø price 30 days   Ø volume 30 days (pcs.)	83.8876 USD (0)
Ø price 100 days   Ø volume 100 days (pcs.)	78.5264 USD (0)
Ø price 250 days   Ø volume 250 days (pcs.)	69.1576 USD (0)
YTD High   date	86.0223 USD (2024/10/03)
YTD Low   date	55.2489 USD (2024/03/04)
52 Weeks High   date	86.0223 USD (2024/10/03)
52 Weeks Low   date	53.1638 USD (2023/10/20)

### Recent Research

on underlying   on sector   on market			
Date		Headline	Download
2024/09/27		Global Equity Ratings	
2024/09/27		Aktienempfehlungen Global	
2024/09/11		Global Equity Ratings	
2024/09/11		Aktienempfehlungen Global	
2024/09/05		Global Equity Ratings	