

NEXTERA ENERGY INC. FUTURE (FPLF) - EUX/202412

2024/09/18 18:40:47

Price
85.3894 USD

Difference  0.49% (0.41)

General attributes

Symbol	FPLFZ24
Exchange	Eurex
Currency	USD
Security type	Future
Underlying	NEXTERA ENERGY INC.
Maturity	12-2024
Contract size	100

Market data

Bid (Bid size)	- USD (-)
Ask (Ask size)	- USD (-)
Open	85.3894 USD
High	85.3894 USD
Low	85.3894 USD
Close (prev. day)	84.977 USD
Underlying	NEXTERA ENERGY INC.
Underlying price (date)	84.46 (24/09/18)
Settlement price (date)	85.39 (24/09/18)
Open Interest	0

Performance and Risk

	6m	1y	3y
Perf (%)	+41.84%	+18.32%	-
Perf (abs.)	+25.07	+13.16	-
Beta	-	-	-
Volatility	24.98	31.25	-

Futures and Options

Related Futures	-
Related Options	-













Information about previous performance does not guarantee future performance.
Source: FactSet

Price data

Ø price 5 days Ø volume 5 days (pcs.)	84.5652 USD (0)
Ø price 30 days Ø volume 30 days (pcs.)	80.6443 USD (0)
Ø price 100 days Ø volume 100 days (pcs.)	76.5615 USD (0)
Ø price 250 days Ø volume 250 days (pcs.)	66.5429 USD (0)
YTD High date	85.9139 USD (2024/09/16)
YTD Low date	55.2489 USD (2024/03/04)
52 Weeks High date	85.9139 USD (2024/09/16)
52 Weeks Low date	49.4946 USD (2023/10/06)

Recent Research

on underlying	on sector	on market	
Date		Headline	Download
2024/09/11		Global Equity Ratings	
2024/09/11		Aktienempfehlungen Global	
2024/09/05		Global Equity Ratings	
2024/09/05		Aktienempfehlungen Global	
2024/08/12		Global Equity Ratings	

5y