

NEXTERA ENERGY INC. FUTURE (FPLF) - EUX/202412

2024/07/15 18:41:08

Price
72.9286 USD

Difference  -5.64% (-4.36)

General attributes

Symbol	FPLFZ24
Exchange	Eurex
Currency	USD
Security type	Future
Underlying	NEXTERA ENERGY INC.
Maturity	12-2024
Contract size	100

Market data

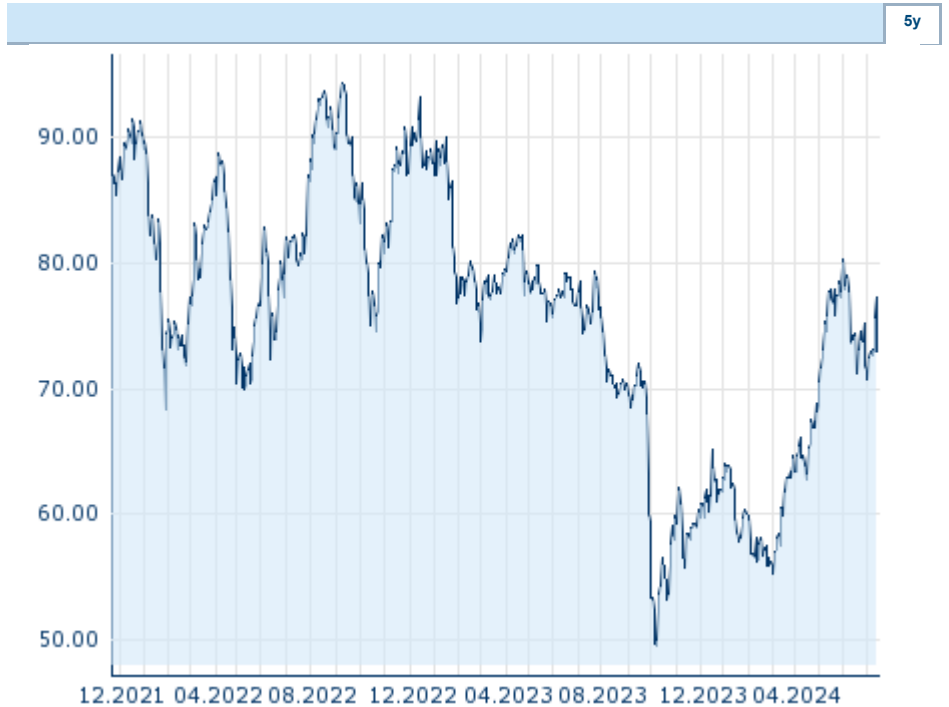
Bid (Bid size)	- USD (-)
Ask (Ask size)	- USD (-)
Open	72.9286 USD
High	72.9286 USD
Low	72.9286 USD
Close (prev. day)	77.2851 USD
Underlying	NEXTERA ENERGY INC.
Underlying price (date)	71.77 (24/07/16)
Settlement price (date)	72.93 (24/07/15)
Open Interest	0

Performance and Risk

	6m	1y	3y
Perf (%)	+16.91%	-4.41%	-
Perf (abs.)	+10.55	-3.36	-
Beta	-	-	-
Volatility	28.64	31.49	-

Futures and Options

Related Futures	-
Related Options	-












Information about previous performance does not guarantee future performance.
Source: FactSet

Price data

Ø price 5 days Ø volume 5 days (pcs.)	74.4132 USD (0)
Ø price 30 days Ø volume 30 days (pcs.)	74.1094 USD (0)
Ø price 100 days Ø volume 100 days (pcs.)	68.8451 USD (0)
Ø price 250 days Ø volume 250 days (pcs.)	65.2417 USD (0)
YTD High date	80.2576 USD (2024/06/03)
YTD Low date	55.2489 USD (2024/03/04)
52 Weeks High date	80.2576 USD (2024/06/03)
52 Weeks Low date	49.4946 USD (2023/10/06)

Recent Research

on underlying	on sector	on market	
Date		Headline	Download
2024/07/15		Aktienempfehlungen Global	
2024/07/12		Global Equity Ratings	
2024/06/21		Global Equity Ratings	
2024/06/21		Aktienempfehlungen Global	
2024/06/14		Global Equity Ratings	