

GEBERIT AG FUTURE (GBRI) - EUX/202412

2024/09/18 18:40:48

Price
547.386 CHF

Difference  -0.84% (-4.61)

General attributes

Symbol	GBRIZ24
Exchange	Eurex
Currency	CHF
Security type	Future
Underlying	GEBERIT AG
Maturity	12-2024
Contract size	100

Market data

Bid (Bid size)	- CHF (-)
Ask (Ask size)	- CHF (-)
Open	547.386 CHF
High	547.386 CHF
Low	547.386 CHF
Close (prev. day)	551.9966 CHF
Underlying	GEBERIT AG
Underlying price (date)	546.00 (24/09/18)
Settlement price (date)	547.39 (24/09/18)
Open Interest	1,020

Performance and Risk

	6m	1y	3y
Perf (%)	+5.25%	+20.56%	-
Perf (abs.)	+27.53	+94.14	-
Beta	-	-	-
Volatility	20.22	23.31	-

Futures and Options

Related Futures	-
Related Options	-

5y












Information about previous performance does not guarantee future performance.
Source: FactSet

Price data

Ø price 5 days Ø volume 5 days (pcs.)	540.254 CHF (127)
Ø price 30 days Ø volume 30 days (pcs.)	532.199 CHF (34)
Ø price 100 days Ø volume 100 days (pcs.)	544.940 CHF (10)
Ø price 250 days Ø volume 250 days (pcs.)	512.853 CHF (4)
YTD High date	573.346 CHF (2024/05/24)
YTD Low date	482.627 CHF (2024/01/18)
52 Weeks High date	573.346 CHF (2024/05/24)
52 Weeks Low date	413.599 CHF (2023/10/25)

Recent Research

on underlying	on sector	on market	
Date		Headline	Download
2022/12/19		Global Equity Ratings	
2022/12/19		Aktienempfehlungen Global	
2022/11/28		Global Equity Ratings	
2022/11/28		Aktienempfehlungen Global	
2022/11/18		Global Equity Ratings	