

# GEBERIT AG FUTURE (GBRI) - EUX/202412

2024/05/15 18:23:39

Price  
**570.6926** CHF

Difference  2.01% (11.23)

### General attributes

Symbol	GBRIZ24
Exchange	Eurex
Currency	CHF
Security type	Future
Underlying	GEBERIT AG
Maturity	12-2024
Contract size	100

### Market data

Bid (Bid size)	- CHF (-)
Ask (Ask size)	- CHF (-)
Open	570.6926 CHF
High	570.6926 CHF
Low	570.6926 CHF
Close (prev. day)	559.4623 CHF
Underlying	GEBERIT AG
Underlying price (date)	566.40 (24/05/16)
Settlement price (date)	570.69 (24/05/15)
Open Interest	0

### Performance and Risk

	6m	1y	3y
Perf (%)	+20.76%	+12.95%	-
Perf (abs.)	+98.09	+65.45	-
Beta	-	-	-
Volatility	22.34	24.47	-

### Futures and Options

Related Futures	-
Related Options	-

5y












Information about previous performance does not guarantee future performance.  
Source: FactSet

### Price data

Ø price 5 days   Ø volume 5 days (pcs.)	558.7715 CHF (0)
Ø price 30 days   Ø volume 30 days (pcs.)	514.8035 CHF (0)
Ø price 100 days   Ø volume 100 days (pcs.)	512.7264 CHF (0)
Ø price 250 days   Ø volume 250 days (pcs.)	485.5118 CHF (0)
YTD High   date	570.6926 CHF (2024/05/15)
YTD Low   date	482.6272 CHF (2024/01/18)
52 Weeks High   date	570.6926 CHF (2024/05/15)
52 Weeks Low   date	413.5992 CHF (2023/10/25)

### Recent Research

on underlying	on sector	on market	
Date		Headline	Download
2022/12/19		Global Equity Ratings	
2022/12/19		Aktienempfehlungen Global	
2022/11/28		Global Equity Ratings	
2022/11/28		Aktienempfehlungen Global	
2022/11/18		Global Equity Ratings	