

GEBERIT AG FUTURE (GBRI) - EUX/202412

2024/05/03 18:32:52

Price
510.5114 CHF

Difference  2.91% (14.44)

General attributes

Symbol	GBRIZ24
Exchange	Eurex
Currency	CHF
Security type	Future
Underlying	GEBERIT AG
Maturity	12-2024
Contract size	100

Market data

Bid (Bid size)	- CHF (-)
Ask (Ask size)	- CHF (-)
Open	510.5114 CHF
High	510.5114 CHF
Low	510.5114 CHF
Close (prev. day)	496.0676 CHF
Underlying	GEBERIT AG
Underlying price (date)	506.20 (24/05/03)
Settlement price (date)	510.51 (24/05/03)
Open Interest	0

Performance and Risk

	6m	1y	3y
Perf (%)	+8.45%	+0.66%	-
Perf (abs.)	+39.78	+3.35	-
Beta	-	-	-
Volatility	22.23	23.95	-

Futures and Options

Related Futures	-
Related Options	-

5y












Information about previous performance does not guarantee future performance.
Source: FactSet

Price data

Ø price 5 days Ø volume 5 days (pcs.)	501.4385 CHF (0)
Ø price 30 days Ø volume 30 days (pcs.)	508.8107 CHF (0)
Ø price 100 days Ø volume 100 days (pcs.)	510.5305 CHF (0)
Ø price 250 days Ø volume 250 days (pcs.)	483.8935 CHF (0)
YTD High date	540.5633 CHF (2024/03/21)
YTD Low date	482.6272 CHF (2024/01/18)
52 Weeks High date	544.8399 CHF (2023/12/15)
52 Weeks Low date	413.5992 CHF (2023/10/25)

Recent Research

on underlying	on sector	on market	
Date		Headline	Download
2022/12/19		Global Equity Ratings	
2022/12/19		Aktienempfehlungen Global	
2022/11/28		Global Equity Ratings	
2022/11/28		Aktienempfehlungen Global	
2022/11/18		Global Equity Ratings	