


GEBERIT AG FUTURE (GBRI) - EUX/202412

2024/04/25 18:46:49

Price
487.4344 CHF

Difference  **-1.31% (-6.45)**

General attributes

| | |
|---------------|------------|
| Symbol | GBRIZ24 |
| Exchange | Eurex |
| Currency | CHF |
| Security type | Future |
| Underlying | GEBERIT AG |
| Maturity | 12-2024 |
| Contract size | 100 |

Market data

| | |
|-------------------------|-------------------|
| Bid (Bid size) | - CHF (-) |
| Ask (Ask size) | - CHF (-) |
| Open | 487.4344 CHF |
| High | 487.4344 CHF |
| Low | 487.4344 CHF |
| Close (prev. day) | 493.8881 CHF |
| Underlying | GEBERIT AG |
| Underlying price (date) | 483.20 (24/04/25) |
| Settlement price (date) | 487.43 (24/04/25) |
| Open Interest | 0 |

Performance and Risk

| | 6m | 1y | 3y |
|-------------|---------|--------|----|
| Perf (%) | +18.94% | -1.49% | - |
| Perf (abs.) | +78.66 | -7.45 | - |
| Beta | - | - | - |
| Volatility | 25.53 | 23.92 | - |

Futures and Options

| | |
|-----------------|---|
| Related Futures | - |
| Related Options | - |













Information about previous performance does not guarantee future performance.
 Source: FactSet

Price data

| | |
|---|---------------------------|
| Ø price 5 days Ø volume 5 days (pcs.) | 492.5243 CHF (0) |
| Ø price 30 days Ø volume 30 days (pcs.) | 513.8785 CHF (0) |
| Ø price 100 days Ø volume 100 days (pcs.) | 510.0131 CHF (0) |
| Ø price 250 days Ø volume 250 days (pcs.) | 484.1872 CHF (0) |
| YTD High date | 540.5633 CHF (2024/03/21) |
| YTD Low date | 482.6272 CHF (2024/01/18) |
| 52 Weeks High date | 544.8399 CHF (2023/12/15) |
| 52 Weeks Low date | 413.5992 CHF (2023/10/25) |

Recent Research

| on underlying | on sector | on market | |
|---------------|---|---------------------------|---|
| Date | | Headline | Download |
| 2022/12/19 |  | Global Equity Ratings |  |
| 2022/12/19 |  | Aktienempfehlungen Global |  |
| 2022/11/28 |  | Global Equity Ratings |  |
| 2022/11/28 |  | Aktienempfehlungen Global |  |
| 2022/11/18 |  | Global Equity Ratings |  |