

JPMORGAN CHASE & CO. FUTURE (JPMF) - EUX/202412

2024/07/11 19:04:19

Price
211.337 USD

Difference  **-0.16% (-0.34)**

General attributes

Symbol	JPMFZ24
Exchange	Eurex
Currency	USD
Security type	Future
Underlying	JPMORGAN CHASE & CO
Maturity	12-2024
Contract size	100

Market data

Bid (Bid size)	- USD (-)
Ask (Ask size)	- USD (-)
Open	211.337 USD
High	211.337 USD
Low	211.337 USD
Close (prev. day)	211.6777 USD
Underlying	JPMORGAN CHASE & CO
Underlying price (date)	207.45 (24/07/11)
Settlement price (date)	211.34 (24/07/11)
Open Interest	0

Performance and Risk

	6m	1y	3y
Perf (%)	+21.39%	+37.52%	-
Perf (abs.)	+37.24	+57.66	-
Beta	-	-	-
Volatility	17.99	17.51	-

Futures and Options

Related Futures	-
Related Options	-

5y












Information about previous performance does not guarantee future performance.
Source: FactSet

Price data

Ø price 5 days Ø volume 5 days (pcs.)	210.636 USD (0)
Ø price 30 days Ø volume 30 days (pcs.)	203.556 USD (0)
Ø price 100 days Ø volume 100 days (pcs.)	199.072 USD (0)
Ø price 250 days Ø volume 250 days (pcs.)	176.237 USD (0)
YTD High date	212.021 USD (2024/07/09)
YTD Low date	170.208 USD (2024/01/18)
52 Weeks High date	212.021 USD (2024/07/09)
52 Weeks Low date	141.526 USD (2023/10/30)

Recent Research

on underlying	on sector	on market	
Date		Headline	Download
2024/06/21		Global Equity Ratings	
2024/06/21		Aktienempfehlungen Global	
2024/06/14		Global Equity Ratings	
2024/06/14		Aktienempfehlungen Global	
2024/05/29		Global Equity Ratings	