

JOHNSON & JOHNSON FUTURE (JNJF) - EUX/202412

2024/07/15 18:41:21

Price
150.8806 USD

Difference  -0.18% (-0.28)

General attributes

Symbol	JNJFZ24
Exchange	Eurex
Currency	USD
Security type	Future
Underlying	JOHNSON & JOHNSON
Maturity	12-2024
Contract size	100

Market data

Bid (Bid size)	- USD (-)
Ask (Ask size)	- USD (-)
Open	150.8806 USD
High	150.8806 USD
Low	150.8806 USD
Close (prev. day)	151.1568 USD
Underlying	JOHNSON & JOHNSON
Underlying price (date)	150.3521 (24/07/16)
Settlement price (date)	150.88 (24/07/15)
Open Interest	0

Performance and Risk

	6m	1y	3y
Perf (%)	-8.44%	-8.09%	-
Perf (abs.)	-13.90	-13.28	-
Beta	-	-	-
Volatility	13.96	16.38	-

Futures and Options

Related Futures	-
Related Options	-












Information about previous performance does not guarantee future performance.
Source: FactSet

Price data

Ø price 5 days Ø volume 5 days (pcs.)	149.9234 USD (0)
Ø price 30 days Ø volume 30 days (pcs.)	148.3638 USD (0)
Ø price 100 days Ø volume 100 days (pcs.)	153.1832 USD (0)
Ø price 250 days Ø volume 250 days (pcs.)	159.1945 USD (0)
YTD High date	165.9151 USD (2024/03/01)
YTD Low date	145.9361 USD (2024/04/17)
52 Weeks High date	181.5397 USD (2023/07/28)
52 Weeks Low date	145.9361 USD (2024/04/17)

Recent Research

on underlying	on sector	on market	
Date		Headline	Download
2024/07/15		Aktienempfehlungen Global	
2024/07/12		Global Equity Ratings	
2024/06/21		Global Equity Ratings	
2024/06/21		Aktienempfehlungen Global	
2024/06/14		Global Equity Ratings	