

# GILEAD SCIENCES INC. FUTURE (GILF) - EUX/202412

2024/08/16 19:01:26

Price  
**73.5362** USD

Difference  -0.86% (-0.64)

### General attributes

Symbol	GILFZ24
Exchange	Eurex
Currency	USD
Security type	Future
Underlying	GILEAD SCIENCES INC.
Maturity	12-2024
Contract size	100

### Market data

Bid (Bid size)	- USD (-)
Ask (Ask size)	- USD (-)
Open	73.5362 USD
High	73.5362 USD
Low	73.5362 USD
Close (prev. day)	74.1773 USD
Underlying	GILEAD SCIENCES INC.
Underlying price (date)	73.78 (24/08/16)
Settlement price (date)	73.54 (24/08/16)
Open Interest	0

### Performance and Risk

	6m	1y	3y
Perf (%)	+2.03%	-9.57%	-
Perf (abs.)	+1.46	-7.78	-
Beta	-	-	-
Volatility	22.84	23.97	-

### Futures and Options

Related Futures	-
Related Options	-

5y












Information about previous performance does not guarantee future performance.  
Source: FactSet

### Price data

Ø price 5 days   Ø volume 5 days (pcs.)	73.6758 USD (0)
Ø price 30 days   Ø volume 30 days (pcs.)	73.4450 USD (0)
Ø price 100 days   Ø volume 100 days (pcs.)	68.8988 USD (0)
Ø price 250 days   Ø volume 250 days (pcs.)	74.3590 USD (0)
YTD High   date	88.0941 USD (2024/01/19)
YTD Low   date	62.8497 USD (2024/05/31)
52 Weeks High   date	88.0941 USD (2024/01/19)
52 Weeks Low   date	62.8497 USD (2024/05/31)

### Recent Research

on underlying	on sector	on market	
Date		Headline	Download
2024/08/12		Global Equity Ratings	
2024/08/12		Aktienempfehlungen Global	
2024/07/24		Global Equity Ratings	
2024/07/24		Aktienempfehlungen Global	
2024/07/15		Aktienempfehlungen Global	