

HENKEL AG & CO.KGAA VORZUGS. FUTURE (HENG) - EUX/202412

2024/08/14 18:36:36

Price
79.6449 EUR

Difference  -0.62% (-0.49)

General attributes

Symbol	HENGZ24
Exchange	Eurex
Currency	EUR
Security type	Future
Underlying	HENKEL AG & CO KGAA VZ
Maturity	12-2024
Contract size	100

Market data

Bid (Bid size)	- EUR (-)
Ask (Ask size)	- EUR (-)
Open	79.6449 EUR
High	79.6449 EUR
Low	79.6449 EUR
Close (prev. day)	80.1393 EUR
Underlying	HENKEL AG & CO KGAA VZ
Underlying price (date)	78.68 (24/08/15)
Settlement price (date)	79.64 (24/08/14)
Open Interest	0

Performance and Risk

	6m	1y	3y
Perf (%)	+12.30%	+8.18%	-
Perf (abs.)	+8.72	+6.02	-
Beta	-	-	-
Volatility	18.19	15.98	-

Futures and Options

Related Futures	-
Related Options	-












Information about previous performance does not guarantee future performance.
Source: FactSet

Price data

Ø price 5 days Ø volume 5 days (pcs.)	79.2778 EUR (0)
Ø price 30 days Ø volume 30 days (pcs.)	81.5448 EUR (0)
Ø price 100 days Ø volume 100 days (pcs.)	80.9929 EUR (0)
Ø price 250 days Ø volume 250 days (pcs.)	75.6230 EUR (0)
YTD High date	86.8597 EUR (2024/06/12)
YTD Low date	69.5235 EUR (2024/02/28)
52 Weeks High date	86.8597 EUR (2024/06/12)
52 Weeks Low date	68.1767 EUR (2023/09/27)

Recent Research

on underlying	on sector	on market	
Date		Headline	Download
2022/05/04		Global Equity Ratings	
2022/05/04		Aktienempfehlungen Global	
2022/04/27		Global Equity Ratings	
2022/04/27		Aktienempfehlungen Global	
2022/04/14		Global Equity Ratings	