

HENKEL AG & CO.KGAA VORZUGS. FUTURE (HENG) - EUX/202412

2024/07/31 18:33:58

Price
80.3216 EUR

Difference  0.65% (0.52)

General attributes

Symbol	HENGZ24
Exchange	Eurex
Currency	EUR
Security type	Future
Underlying	HENKEL AG & CO KGAA VZ
Maturity	12-2024
Contract size	100

Market data

Bid (Bid size)	- EUR (-)
Ask (Ask size)	- EUR (-)
Open	80.3216 EUR
High	80.3216 EUR
Low	80.3216 EUR
Close (prev. day)	79.8019 EUR
Underlying	HENKEL AG & CO KGAA VZ
Underlying price (date)	79.10 (24/07/31)
Settlement price (date)	80.32 (24/07/31)
Open Interest	0

Performance and Risk

	6m	1y	3y
Perf (%)	+11.76%	+10.81%	-
Perf (abs.)	+8.46	+7.83	-
Beta	-	-	-
Volatility	18.23	15.94	-

Futures and Options

Related Futures	-
Related Options	-












Information about previous performance does not guarantee future performance.
Source: FactSet

Price data

Ø price 5 days Ø volume 5 days (pcs.)	80.8264 EUR (0)
Ø price 30 days Ø volume 30 days (pcs.)	83.3465 EUR (0)
Ø price 100 days Ø volume 100 days (pcs.)	80.5030 EUR (0)
Ø price 250 days Ø volume 250 days (pcs.)	75.3979 EUR (0)
YTD High date	86.8597 EUR (2024/06/12)
YTD Low date	69.5235 EUR (2024/02/28)
52 Weeks High date	86.8597 EUR (2024/06/12)
52 Weeks Low date	68.1767 EUR (2023/09/27)

Recent Research

on underlying	on sector	on market	
Date		Headline	Download
2022/05/04		Global Equity Ratings	
2022/05/04		Aktienempfehlungen Global	
2022/04/27		Global Equity Ratings	
2022/04/27		Aktienempfehlungen Global	
2022/04/14		Global Equity Ratings	