

HENKEL AG & CO.KGAA VORZUGS. FUTURE (HENG) - EUX/202412

2024/04/25 18:46:52

Price
74.4194 EUR

Difference  **-0.04% (-0.03)**

General attributes

Symbol	HENGZ24
Exchange	Eurex
Currency	EUR
Security type	Future
Underlying	HENKEL AG & CO KGAA VZ
Maturity	12-2024
Contract size	100

Market data

Bid (Bid size)	- EUR (-)
Ask (Ask size)	- EUR (-)
Open	74.4194 EUR
High	74.4194 EUR
Low	74.4194 EUR
Close (prev. day)	74.4492 EUR
Underlying	HENKEL AG & CO KGAA VZ
Underlying price (date)	72.58 (24/04/25)
Settlement price (date)	74.42 (24/04/25)
Open Interest	0

Performance and Risk

	6m	1y	3y
Perf (%)	+6.86%	-1.62%	-
Perf (abs.)	+4.78	-1.23	-
Beta	-	-	-
Volatility	15.39	14.49	-

Futures and Options

Related Futures	-
Related Options	-

5y












Information about previous performance does not guarantee future performance.
Source: FactSet

Price data

Ø price 5 days Ø volume 5 days (pcs.)	73.9577 EUR (0)
Ø price 30 days Ø volume 30 days (pcs.)	73.6962 EUR (0)
Ø price 100 days Ø volume 100 days (pcs.)	73.1464 EUR (0)
Ø price 250 days Ø volume 250 days (pcs.)	73.2730 EUR (0)
YTD High date	76.3271 EUR (2024/03/13)
YTD Low date	69.5235 EUR (2024/02/28)
52 Weeks High date	81.5126 EUR (2023/05/19)
52 Weeks Low date	68.1767 EUR (2023/09/27)

Recent Research

on underlying	on sector	on market	
Date		Headline	Download
2022/05/04		Global Equity Ratings	
2022/05/04		Aktienempfehlungen Global	
2022/04/27		Global Equity Ratings	
2022/04/27		Aktienempfehlungen Global	
2022/04/14		Global Equity Ratings	