

INTEL CORP. FUTURE (INTF) - EUX/202412

2024/09/13 18:35:15

Price
20.036 USDDifference  2.39% (0.47)

General attributes

Symbol	INTFZ24
Exchange	Eurex
Currency	USD
Security type	Future
Underlying	INTEL CORP.
Maturity	12-2024
Contract size	100

Market data

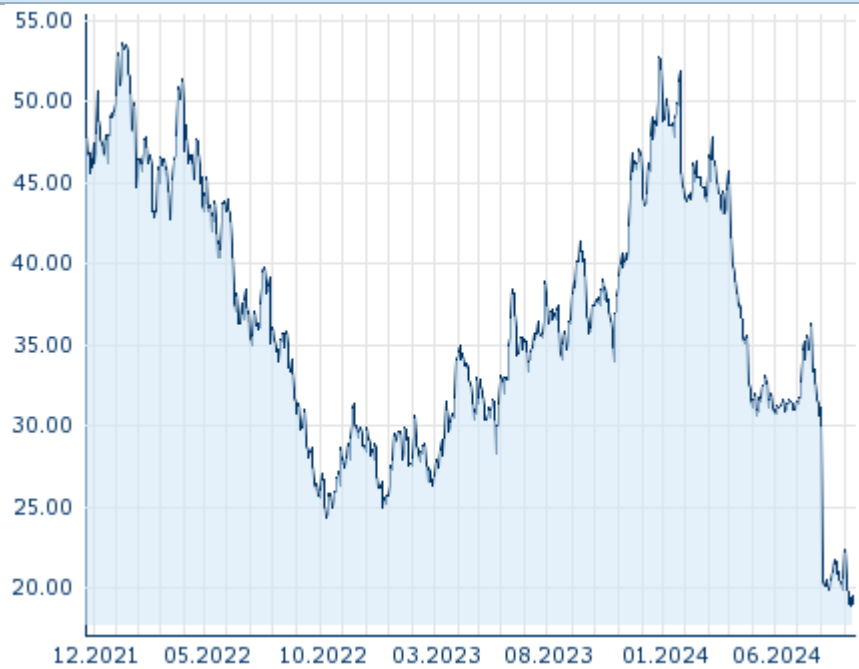
Bid (Bid size)	- USD (-)
Ask (Ask size)	- USD (-)
Open	20.036 USD
High	20.036 USD
Low	20.036 USD
Close (prev. day)	19.5687 USD
Underlying	INTEL CORP.
Underlying price (date)	19.655 (24/09/13)
Settlement price (date)	20.04 (24/09/13)
Open Interest	0

Performance and Risk

	6m	1y	3y
Perf (%)	-57.69%	-52.71%	-
Perf (abs.)	-26.69	-21.82	-
Beta	-	-	-
Volatility	58.95	49.66	-

Futures and Options

Related Futures	-
Related Options	-












Information about previous performance does not guarantee future performance.
Source: FactSet

Price data

Ø price 5 days Ø volume 5 days (pcs.)	19.208 USD (0)
Ø price 30 days Ø volume 30 days (pcs.)	20.515 USD (0)
Ø price 100 days Ø volume 100 days (pcs.)	28.646 USD (0)
Ø price 250 days Ø volume 250 days (pcs.)	37.412 USD (0)
YTD High date	51.852 USD (2024/01/25)
YTD Low date	18.927 USD (2024/09/10)
52 Weeks High date	52.788 USD (2023/12/27)
52 Weeks Low date	18.927 USD (2024/09/10)

Recent Research

on underlying on sector on market			
Date		Headline	Download
2024/09/11		Global Equity Ratings	
2024/09/11		Aktienempfehlungen Global	
2024/09/05		Global Equity Ratings	
2024/09/05		Aktienempfehlungen Global	
2024/08/12		Global Equity Ratings	