

## INTEL CORP. FUTURE (INTF) - EUX/202412

2024/08/14 18:36:42

Price  
**20.5241** USDDifference  0.36% (0.07)

## General attributes

Symbol	INTFZ24
Exchange	Eurex
Currency	USD
Security type	Future
Underlying	INTEL CORP.
Maturity	12-2024
Contract size	100

## Market data

Bid (Bid size)	- USD (-)
Ask (Ask size)	- USD (-)
Open	20.5241 USD
High	20.5241 USD
Low	20.5241 USD
Close (prev. day)	20.4497 USD
Underlying	INTEL CORP.
Underlying price (date)	19.92 (24/08/14)
Settlement price (date)	20.52 (24/08/14)
Open Interest	0

## Performance and Risk

	6m	1y	3y
Perf (%)	-55.02%	-44.82%	-
Perf (abs.)	-25.10	-16.67	-
Beta	-	-	-
Volatility	56.67	48.61	-

## Futures and Options

Related Futures	-
Related Options	-












Information about previous performance does not guarantee future performance.  
Source: FactSet

## Price data

Ø price 5 days   Ø volume 5 days (pcs.)	20.2171 USD (0)
Ø price 30 days   Ø volume 30 days (pcs.)	29.4686 USD (0)
Ø price 100 days   Ø volume 100 days (pcs.)	32.6105 USD (0)
Ø price 250 days   Ø volume 250 days (pcs.)	38.9026 USD (0)
YTD High   date	51.8522 USD (2024/01/25)
YTD Low   date	19.9291 USD (2024/08/12)
52 Weeks High   date	52.7881 USD (2023/12/27)
52 Weeks Low   date	19.9291 USD (2024/08/12)

## Recent Research

on underlying   on sector   on market			
Date		Headline	Download
2024/08/12		Global Equity Ratings	
2024/08/12		Aktienempfehlungen Global	
2024/07/24		Global Equity Ratings	
2024/07/24		Aktienempfehlungen Global	
2024/07/15		Aktienempfehlungen Global	