

INTEL CORP. FUTURE (INTF) - EUX/202412

2024/04/24 18:35:34

Price
35.5394 USDDifference  0.46% (0.16)

General attributes

Symbol	INTFZ24
Exchange	Eurex
Currency	USD
Security type	Future
Underlying	INTEL CORP.
Maturity	12-2024
Contract size	100

Market data

Bid (Bid size)	- USD (-)
Ask (Ask size)	- USD (-)
Open	35.5394 USD
High	35.5394 USD
Low	35.5394 USD
Close (prev. day)	35.3774 USD
Underlying	INTEL CORP.
Underlying price (date)	34.50 (24/04/24)
Settlement price (date)	35.54 (24/04/24)
Open Interest	0

Performance and Risk

	6m	1y	3y
Perf (%)	-1.25%	+12.64%	-
Perf (abs.)	-0.45	+3.99	-
Beta	-	-	-
Volatility	38.50	38.29	-

Futures and Options

Related Futures	-
Related Options	-












Information about previous performance does not guarantee future performance.
Source: FactSet

Price data

Ø price 5 days Ø volume 5 days (pcs.)	35.6008 USD (0)
Ø price 30 days Ø volume 30 days (pcs.)	40.8976 USD (0)
Ø price 100 days Ø volume 100 days (pcs.)	45.0815 USD (0)
Ø price 250 days Ø volume 250 days (pcs.)	40.0462 USD (0)
YTD High date	51.8522 USD (2024/01/25)
YTD Low date	35.0414 USD (2024/04/22)
52 Weeks High date	52.7881 USD (2023/12/27)
52 Weeks Low date	28.3128 USD (2023/05/25)

Recent Research

on underlying on sector on market			
Date		Headline	Download
2024/04/03		Global Equity Ratings	
2024/04/03		Aktienempfehlungen Global	
2024/03/13		Global Equity Ratings	
2024/03/13		Aktienempfehlungen Global	
2024/02/22		Aktienempfehlungen Global	