

L'OREAL FUTURE (LORF) - EUX/202412

2024/06/07 18:35:57

Price
465.3515 EURDifference  -0.03% (-0.16)

General attributes

Symbol	LORFZ24
Exchange	Eurex
Currency	EUR
Security type	Future
Underlying	L'OREAL S.A.
Maturity	12-2024
Contract size	100

Market data

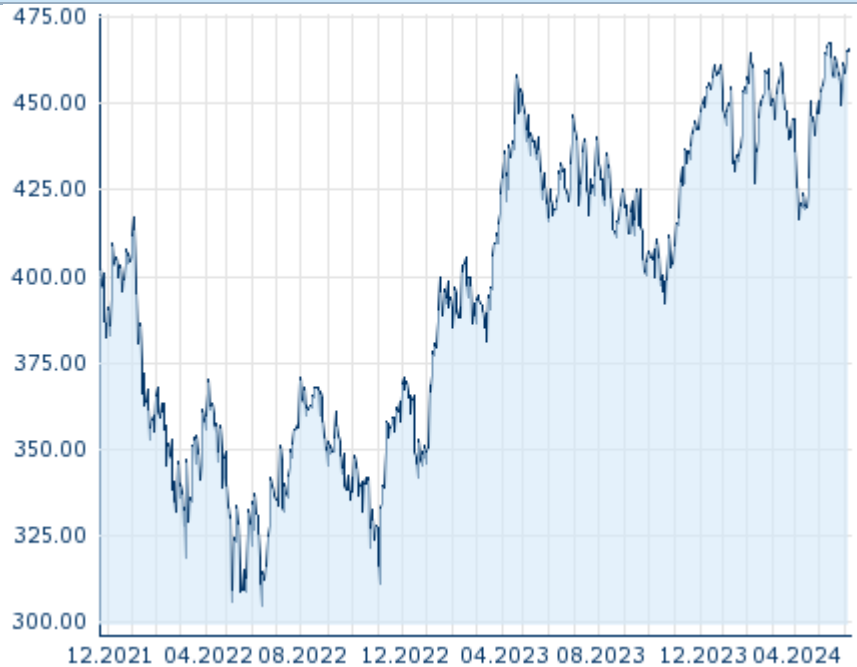
Bid (Bid size)	- EUR (-)
Ask (Ask size)	- EUR (-)
Open	465.3515 EUR
High	465.3515 EUR
Low	465.3515 EUR
Close (prev. day)	465.5138 EUR
Underlying	L'OREAL S.A.
Underlying price (date)	455.35 (24/06/07)
Settlement price (date)	465.35 (24/06/07)
Open Interest	0

Performance and Risk

	6m	1y	3y
Perf (%)	+3.59%	+11.39%	-
Perf (abs.)	+16.13	+47.59	-
Beta	-	-	-
Volatility	20.45	19.48	-

Futures and Options

Related Futures	-
Related Options	-












Information about previous performance does not guarantee future performance.
Source: FactSet

Price data

Ø price 5 days Ø volume 5 days (pcs.)	463.1887 EUR (0)
Ø price 30 days Ø volume 30 days (pcs.)	458.5154 EUR (0)
Ø price 100 days Ø volume 100 days (pcs.)	448.2984 EUR (0)
Ø price 250 days Ø volume 250 days (pcs.)	435.8926 EUR (0)
YTD High date	467.4727 EUR (2024/05/14)
YTD Low date	416.4978 EUR (2024/04/08)
52 Weeks High date	467.4727 EUR (2024/05/14)
52 Weeks Low date	392.3873 EUR (2023/10/20)

Recent Research

on underlying	on sector	on market	
Date		Headline	Download
2024/05/29		Global Equity Ratings	
2024/05/29		Aktienempfehlungen Global	
2024/04/26		Global Equity Ratings	
2024/04/26		Aktienempfehlungen Global	
2024/04/03		Global Equity Ratings	