

L'OREAL FUTURE (LORF) - EUX/202412

2024/05/28 18:39:24

Price
455.1966 EUR

Difference  -0.85% (-3.91)

General attributes

Symbol	LORFZ24
Exchange	Eurex
Currency	EUR
Security type	Future
Underlying	L'OREAL S.A.
Maturity	12-2024
Contract size	100

Market data

Bid (Bid size)	- EUR (-)
Ask (Ask size)	- EUR (-)
Open	455.1966 EUR
High	455.1966 EUR
Low	455.1966 EUR
Close (prev. day)	459.1022 EUR
Underlying	L'OREAL S.A.
Underlying price (date)	445.65 (24/05/28)
Settlement price (date)	455.20 (24/05/28)
Open Interest	0

Performance and Risk

	6m	1y	3y
Perf (%)	+2.84%	+5.85%	-
Perf (abs.)	+12.59	+25.14	-
Beta	-	-	-
Volatility	20.34	19.54	-

Futures and Options

Related Futures	-
Related Options	-












Information about previous performance does not guarantee future performance.
Source: FactSet

Price data

Ø price 5 days Ø volume 5 days (pcs.)	459.1884 EUR (0)
Ø price 30 days Ø volume 30 days (pcs.)	452.5536 EUR (0)
Ø price 100 days Ø volume 100 days (pcs.)	447.1149 EUR (0)
Ø price 250 days Ø volume 250 days (pcs.)	434.6900 EUR (0)
YTD High date	467.4727 EUR (2024/05/14)
YTD Low date	416.4978 EUR (2024/04/08)
52 Weeks High date	467.4727 EUR (2024/05/14)
52 Weeks Low date	392.3873 EUR (2023/10/20)

Recent Research

on underlying	on sector	on market	
Date		Headline	Download
2024/04/26		Global Equity Ratings	
2024/04/26		Aktienempfehlungen Global	
2024/04/03		Global Equity Ratings	
2024/04/03		Aktienempfehlungen Global	
2024/03/13		Global Equity Ratings	