

L'OREAL FUTURE (LORF) - EUX/202412

2024/05/14 18:48:13

Price
467.4727 EURDifference  0.29% (1.35)

General attributes

Symbol	LORFZ24
Exchange	Eurex
Currency	EUR
Security type	Future
Underlying	L'OREAL S.A.
Maturity	12-2024
Contract size	100

Market data

Bid (Bid size)	- EUR (-)
Ask (Ask size)	- EUR (-)
Open	467.4727 EUR
High	467.4727 EUR
Low	467.4727 EUR
Close (prev. day)	466.1247 EUR
Underlying	L'OREAL S.A.
Underlying price (date)	456.90 (24/05/14)
Settlement price (date)	467.47 (24/05/14)
Open Interest	0

Performance and Risk

	6m	1y	3y
Perf (%)	+9.19%	+6.12%	-
Perf (abs.)	+39.22	+26.87	-
Beta	-	-	-
Volatility	20.21	19.72	-

Futures and Options

Related Futures	-
Related Options	-

5y












Information about previous performance does not guarantee future performance.
Source: FactSet

Price data

Ø price 5 days Ø volume 5 days (pcs.)	461.5891 EUR (0)
Ø price 30 days Ø volume 30 days (pcs.)	439.4547 EUR (0)
Ø price 100 days Ø volume 100 days (pcs.)	446.6761 EUR (0)
Ø price 250 days Ø volume 250 days (pcs.)	433.1165 EUR (0)
YTD High date	466.1247 EUR (2024/05/13)
YTD Low date	416.4978 EUR (2024/04/08)
52 Weeks High date	466.1247 EUR (2024/05/13)
52 Weeks Low date	392.3873 EUR (2023/10/20)

Recent Research

on underlying	on sector	on market	
Date		Headline	Download
2024/04/26		Global Equity Ratings	
2024/04/26		Aktienempfehlungen Global	
2024/04/03		Global Equity Ratings	
2024/04/03		Aktienempfehlungen Global	
2024/03/13		Global Equity Ratings	