

L'OREAL FUTURE (LORF) - EUX/202412

2024/04/29 18:33:09

Price
447.3288 EUR
 Difference  0.15% (0.67)

General attributes

Symbol	LORFZ24
Exchange	Eurex
Currency	EUR
Security type	Future
Underlying	L'OREAL S.A.
Maturity	12-2024
Contract size	100

Market data

Bid (Bid size)	- EUR (-)
Ask (Ask size)	- EUR (-)
Open	447.3288 EUR
High	447.3288 EUR
Low	447.3288 EUR
Close (prev. day)	446.6602 EUR
Underlying	L'OREAL S.A.
Underlying price (date)	436.50 (24/04/29)
Settlement price (date)	447.33 (24/04/29)
Open Interest	0

Performance and Risk

	6m	1y	3y
Perf (%)	+10.17%	-0.23%	-
Perf (abs.)	+41.22	-1.04	-
Beta	-	-	-
Volatility	20.66	19.88	-

Futures and Options

Related Futures	-
Related Options	-

5y











Information about previous performance does not guarantee future performance.
 Source: FactSet

Price data

Ø price 5 days Ø volume 5 days (pcs.)	445.2035 EUR (0)
Ø price 30 days Ø volume 30 days (pcs.)	436.2614 EUR (0)
Ø price 100 days Ø volume 100 days (pcs.)	446.3764 EUR (0)
Ø price 250 days Ø volume 250 days (pcs.)	432.4456 EUR (0)
YTD High date	464.3661 EUR (2024/02/05)
YTD Low date	416.4978 EUR (2024/04/08)
52 Weeks High date	464.3661 EUR (2024/02/05)
52 Weeks Low date	392.3873 EUR (2023/10/20)

Recent Research

on underlying	on sector	on market	
Date		Headline	Download
2024/04/26		Global Equity Ratings	
2024/04/26		Aktienempfehlungen Global	
2024/04/03		Global Equity Ratings	
2024/04/03		Aktienempfehlungen Global	
2024/03/13		Global Equity Ratings	