


# INFINEON TECHNOLOGIES AG FUTURE (IFXG) - EUX/202412

2024/10/18 19:07:14

**Price**  
**30.9516** EUR

**Difference**  **-0.40% (-0.12)**

**General attributes**

Symbol	IFXGZ24
Exchange	Eurex
Currency	EUR
Security type	Future
Underlying	INFINEON TECHNOLOGIES AG
Maturity	12-2024
Contract size	100

**Market data**

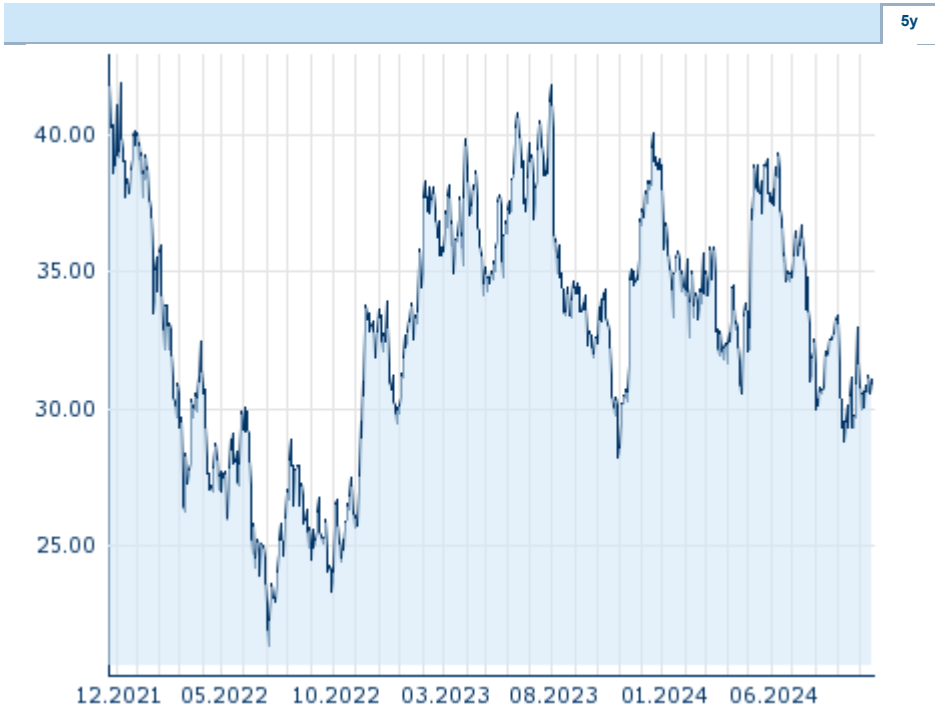
Bid (Bid size)	- EUR (-)
Ask (Ask size)	- EUR (-)
Open	30.9516 EUR
High	30.9516 EUR
Low	30.9516 EUR
Close (prev. day)	31.0764 EUR
Underlying	INFINEON TECHNOLOGIES AG
Underlying price (date)	30.765 (24/10/18)
Settlement price (date)	30.95 (24/10/18)
Open Interest	23,200

**Performance and Risk**

	6m	1y	3y
Perf (%)	-2.34%	-4.19%	-
Perf (abs.)	-0.74	-1.36	-
Beta	-	-	-
Volatility	39.37	37.79	-

**Futures and Options**

Related Futures	-
Related Options	-












Information about previous performance does not guarantee future performance.  
 Source: FactSet

**Price data**

Ø price 5 days   Ø volume 5 days (pcs.)	30.9022 EUR (0)
Ø price 30 days   Ø volume 30 days (pcs.)	30.3926 EUR (438)
Ø price 100 days   Ø volume 100 days (pcs.)	32.9327 EUR (237)
Ø price 250 days   Ø volume 250 days (pcs.)	34.0625 EUR (95)
YTD High   date	39.3340 EUR (2024/06/12)
YTD Low   date	28.8208 EUR (2024/09/10)
52 Weeks High   date	40.0447 EUR (2023/12/15)
52 Weeks Low   date	28.2082 EUR (2023/10/30)

**Recent Research**

on underlying   on sector   on market			
Date		Headline	Download
2024/09/27		Global Equity Ratings	
2024/09/27		Aktienempfehlungen Global	
2024/09/11		Global Equity Ratings	
2024/09/11		Aktienempfehlungen Global	
2024/09/05		Global Equity Ratings	