

# SBM OFFSHORE N.V. FUTURE (IHCG) - EUX/202412

2024/06/21 19:17:18

**Price**  
14.0778 EUR

**Difference**  -0.94% (-0.13)

### General attributes

Symbol	IHCGZ24
Exchange	Eurex
Currency	EUR
Security type	Future
Underlying	SBM OFFSHORE N.V.
Maturity	12-2024
Contract size	100

### Market data

Bid (Bid size)	- EUR (-)
Ask (Ask size)	- EUR (-)
Open	14.0778 EUR
High	14.0778 EUR
Low	14.0778 EUR
Close (prev. day)	14.2118 EUR
Underlying	SBM OFFSHORE N.V.
Underlying price (date)	13.80 (24/06/21)
Settlement price (date)	14.08 (24/06/21)
Open Interest	0

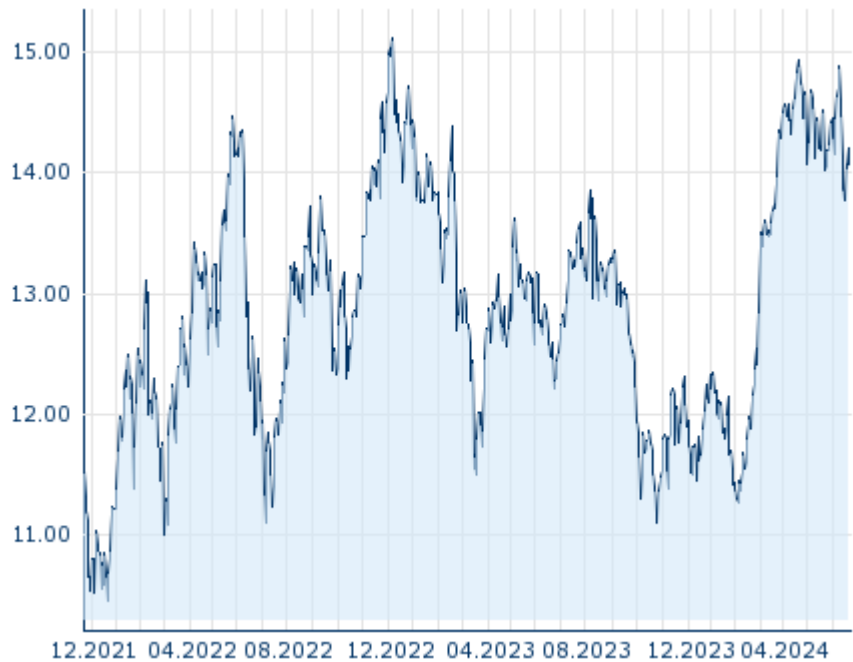
### Performance and Risk

	6m	1y	3y
Perf (%)	+17.39%	+11.81%	-
Perf (abs.)	+2.09	+1.49	-
Beta	-	-	-
Volatility	20.27	22.10	-

### Futures and Options

Related Futures	-
Related Options	-

5y












Information about previous performance does not guarantee future performance.  
Source: FactSet

### Price data

Ø price 5 days   Ø volume 5 days (pcs.)	14.0316 EUR (0)
Ø price 30 days   Ø volume 30 days (pcs.)	14.2687 EUR (0)
Ø price 100 days   Ø volume 100 days (pcs.)	13.7071 EUR (0)
Ø price 250 days   Ø volume 250 days (pcs.)	12.9145 EUR (0)
YTD High   date	14.9405 EUR (2024/04/19)
YTD Low   date	11.2661 EUR (2024/02/05)
52 Weeks High   date	14.9405 EUR (2024/04/19)
52 Weeks Low   date	11.1011 EUR (2023/10/26)

### Recent Research

on sector		on market	
Date		Headline	Download
2024/06/21		Global Equity Ratings	
2024/06/21		Aktienempfehlungen Global	
2024/06/14		Equity Weekly	
2024/06/14		Global Equity Ratings	
2024/06/14		Aktienempfehlungen Global	