

CONTINENTAL AG FUTURE (CONI) - EUX/202412

2024/08/14 18:36:19

Price
59.298 EURDifference  -0.08% (-0.05)

General attributes

Symbol	CONIZ24
Exchange	Eurex
Currency	EUR
Security type	Future
Underlying	CONTINENTAL AG
Maturity	12-2024
Contract size	100

Market data

Bid (Bid size)	- EUR (-)
Ask (Ask size)	- EUR (-)
Open	59.298 EUR
High	59.298 EUR
Low	59.298 EUR
Close (prev. day)	59.3444 EUR
Underlying	CONTINENTAL AG
Underlying price (date)	59.08 (24/08/15)
Settlement price (date)	59.30 (24/08/14)
Open Interest	0

Performance and Risk

	6m	1y	3y
Perf (%)	-23.04%	-14.51%	-
Perf (abs.)	-17.75	-10.06	-
Beta	-	-	-
Volatility	30.11	28.02	-

Futures and Options

Related Futures	-
Related Options	-












5y

Information about previous performance does not guarantee future performance.
Source: FactSet

Price data

Ø price 5 days Ø volume 5 days (pcs.)	59.452 EUR (0)
Ø price 30 days Ø volume 30 days (pcs.)	58.727 EUR (0)
Ø price 100 days Ø volume 100 days (pcs.)	61.039 EUR (0)
Ø price 250 days Ø volume 250 days (pcs.)	66.999 EUR (0)
YTD High date	78.734 EUR (2024/01/02)
YTD Low date	53.514 EUR (2024/07/02)
52 Weeks High date	78.734 EUR (2024/01/02)
52 Weeks Low date	53.514 EUR (2024/07/02)

Recent Research

on underlying	on sector	on market	
Date		Headline	Download
2022/05/04		Global Equity Ratings	
2022/05/04		Aktienempfehlungen Global	
2022/04/27		Global Equity Ratings	
2022/04/27		Aktienempfehlungen Global	
2022/04/14		Global Equity Ratings	