

# CONTINENTAL AG FUTURE (CONI) - EUX/202412

2024/07/26 18:35:05

Price  
**58.1515** EUR

Difference  0.38% (0.22)

### General attributes

Symbol	CONIZ24
Exchange	Eurex
Currency	EUR
Security type	Future
Underlying	CONTINENTAL AG
Maturity	12-2024
Contract size	100

### Market data

Bid (Bid size)	- EUR (-)
Ask (Ask size)	- EUR (-)
Open	58.1515 EUR
High	58.1515 EUR
Low	58.1515 EUR
Close (prev. day)	57.9342 EUR
Underlying	CONTINENTAL AG
Underlying price (date)	57.22 (24/07/26)
Settlement price (date)	58.15 (24/07/26)
Open Interest	0

### Performance and Risk

	6m	1y	3y
Perf (%)	-22.82%	-22.99%	-
Perf (abs.)	-17.19	-17.36	-
Beta	-	-	-
Volatility	28.64	27.32	-

### Futures and Options

Related Futures	-
Related Options	-












5y

Information about previous performance does not guarantee future performance.  
Source: FactSet

### Price data

Ø price 5 days   Ø volume 5 days (pcs.)	58.2333 EUR (0)
Ø price 30 days   Ø volume 30 days (pcs.)	57.6512 EUR (0)
Ø price 100 days   Ø volume 100 days (pcs.)	62.4350 EUR (0)
Ø price 250 days   Ø volume 250 days (pcs.)	67.6700 EUR (0)
YTD High   date	78.7343 EUR (2024/01/02)
YTD Low   date	53.5140 EUR (2024/07/02)
52 Weeks High   date	78.7343 EUR (2024/01/02)
52 Weeks Low   date	53.5140 EUR (2024/07/02)

### Recent Research

on underlying	on sector	on market	
Date		Headline	Download
2022/05/04		Global Equity Ratings	
2022/05/04		Aktienempfehlungen Global	
2022/04/27		Global Equity Ratings	
2022/04/27		Aktienempfehlungen Global	
2022/04/14		Global Equity Ratings	