

CONTINENTAL AG FUTURE (CONI) - EUX/202412

2024/06/11 18:55:20

Price
62.1692 EURDifference  -0.24% (-0.15)

General attributes

Symbol	CONIZ24
Exchange	Eurex
Currency	EUR
Security type	Future
Underlying	CONTINENTAL AG
Maturity	12-2024
Contract size	100

Market data

Bid (Bid size)	- EUR (-)
Ask (Ask size)	- EUR (-)
Open	62.1692 EUR
High	62.1692 EUR
Low	62.1692 EUR
Close (prev. day)	62.3191 EUR
Underlying	CONTINENTAL AG
Underlying price (date)	60.86 (24/06/12)
Settlement price (date)	62.17 (24/06/11)
Open Interest	0

Performance and Risk

	6m	1y	3y
Perf (%)	-16.18%	-12.85%	-
Perf (abs.)	-12.00	-9.17	-
Beta	-	-	-
Volatility	23.90	25.06	-

Futures and Options

Related Futures	-
Related Options	-












Information about previous performance does not guarantee future performance.
Source: FactSet

Price data

Ø price 5 days Ø volume 5 days (pcs.)	62.5731 EUR (0)
Ø price 30 days Ø volume 30 days (pcs.)	63.1000 EUR (0)
Ø price 100 days Ø volume 100 days (pcs.)	68.2328 EUR (0)
Ø price 250 days Ø volume 250 days (pcs.)	69.5981 EUR (0)
YTD High date	78.7343 EUR (2024/01/02)
YTD Low date	61.6104 EUR (2024/04/17)
52 Weeks High date	78.7343 EUR (2024/01/02)
52 Weeks Low date	60.4227 EUR (2023/10/26)

Recent Research

on underlying	on sector	on market	
Date		Headline	Download
2022/05/04		Global Equity Ratings	
2022/05/04		Aktienempfehlungen Global	
2022/04/27		Global Equity Ratings	
2022/04/27		Aktienempfehlungen Global	
2022/04/14		Global Equity Ratings	