

CONTINENTAL AG FUTURE (CONI) - EUX/202412

2024/04/23 18:24:39

Price
62.6375 EURDifference  -0.01% (-0.01)

General attributes

Symbol	CONIZ24
Exchange	Eurex
Currency	EUR
Security type	Future
Underlying	CONTINENTAL AG
Maturity	12-2024
Contract size	100

Market data

Bid (Bid size)	- EUR (-)
Ask (Ask size)	- EUR (-)
Open	62.6375 EUR
High	62.6375 EUR
Low	62.6375 EUR
Close (prev. day)	62.6461 EUR
Underlying	CONTINENTAL AG
Underlying price (date)	63.24 (24/04/24)
Settlement price (date)	62.64 (24/04/23)
Open Interest	0

Performance and Risk

	6m	1y	3y
Perf (%)	+1.13%	-6.25%	-
Perf (abs.)	+0.70	-4.17	-
Beta	-	-	-
Volatility	26.31	27.34	-

Futures and Options

Related Futures	-
Related Options	-












5y

Information about previous performance does not guarantee future performance.
Source: FactSet

Price data

Ø price 5 days Ø volume 5 days (pcs.)	62.4430 EUR (0)
Ø price 30 days Ø volume 30 days (pcs.)	65.9080 EUR (0)
Ø price 100 days Ø volume 100 days (pcs.)	72.4108 EUR (0)
Ø price 250 days Ø volume 250 days (pcs.)	70.4374 EUR (0)
YTD High date	78.7343 EUR (2024/01/02)
YTD Low date	61.6104 EUR (2024/04/17)
52 Weeks High date	78.7343 EUR (2024/01/02)
52 Weeks Low date	60.4227 EUR (2023/10/26)

Recent Research

on underlying	on sector	on market	
Date		Headline	Download
2022/05/04		Global Equity Ratings	
2022/05/04		Aktienempfehlungen Global	
2022/04/27		Global Equity Ratings	
2022/04/27		Aktienempfehlungen Global	
2022/04/14		Global Equity Ratings	