

# MERCK & CO. INC. FUTURE (MCCF) - EUX/202412

2024/07/17 18:45:58

**Price**  
**127.2377** USD

**Difference**  **-1.81% (-2.34)**

### General attributes

Symbol	MCCFZ24
Exchange	Eurex
Currency	USD
Security type	Future
Underlying	MERCK & CO. INC.
Maturity	12-2024
Contract size	100

### Market data

Bid (Bid size)	- USD (-)
Ask (Ask size)	- USD (-)
Open	127.2377 USD
High	127.2377 USD
Low	127.2377 USD
Close (prev. day)	129.5805 USD
Underlying	MERCK & CO. INC.
Underlying price (date)	125.7601 (24/07/17)
Settlement price (date)	127.24 (24/07/17)
Open Interest	0

### Performance and Risk

	6m	1y	3y
Perf (%)	+7.73%	+17.96%	-
Perf (abs.)	+9.30	+19.73	-
Beta	-	-	-
Volatility	16.51	17.46	-

### Futures and Options

Related Futures	-
Related Options	-

5y












Information about previous performance does not guarantee future performance.  
Source: FactSet

### Price data

Ø price 5 days   Ø volume 5 days (pcs.)	129.4977 USD (0)
Ø price 30 days   Ø volume 30 days (pcs.)	130.5892 USD (0)
Ø price 100 days   Ø volume 100 days (pcs.)	129.8225 USD (0)
Ø price 250 days   Ø volume 250 days (pcs.)	119.0872 USD (0)
YTD High   date	135.3204 USD (2024/06/25)
YTD Low   date	113.9502 USD (2024/01/02)
52 Weeks High   date	135.3204 USD (2024/06/25)
52 Weeks Low   date	101.6193 USD (2023/11/29)

### Recent Research

on underlying	on sector	on market	
Date		Headline	Download
2024/07/15		Aktienempfehlungen Global	
2024/07/12		Global Equity Ratings	
2024/06/21		Global Equity Ratings	
2024/06/21		Aktienempfehlungen Global	
2024/06/14		Global Equity Ratings	