

MERCK & CO. INC. FUTURE (MCCF) - EUX/202412

2024/06/28 18:40:55

Price
130.8154 USD

Difference  -0.12% (-0.16)

General attributes

Symbol	MCCFZ24
Exchange	Eurex
Currency	USD
Security type	Future
Underlying	MERCK & CO. INC.
Maturity	12-2024
Contract size	100

Market data

Bid (Bid size)	- USD (-)
Ask (Ask size)	- USD (-)
Open	130.8154 USD
High	130.8154 USD
Low	130.8154 USD
Close (prev. day)	130.971 USD
Underlying	MERCK & CO. INC.
Underlying price (date)	123.80 (24/06/28)
Settlement price (date)	130.82 (24/06/28)
Open Interest	0

Performance and Risk

	6m	1y	3y
Perf (%)	+18.61%	+12.43%	-
Perf (abs.)	+20.53	+14.47	-
Beta	-	-	-
Volatility	17.44	17.89	-

Futures and Options

Related Futures	-
Related Options	-

5y












Information about previous performance does not guarantee future performance.
Source: FactSet

Price data

Ø price 5 days Ø volume 5 days (pcs.)	133.3666 USD (0)
Ø price 30 days Ø volume 30 days (pcs.)	131.4116 USD (0)
Ø price 100 days Ø volume 100 days (pcs.)	129.9199 USD (0)
Ø price 250 days Ø volume 250 days (pcs.)	118.2484 USD (0)
YTD High date	135.3204 USD (2024/06/25)
YTD Low date	113.9502 USD (2024/01/02)
52 Weeks High date	135.3204 USD (2024/06/25)
52 Weeks Low date	101.6193 USD (2023/11/29)

Recent Research

on underlying	on sector	on market	
Date		Headline	Download
2024/06/21		Global Equity Ratings	
2024/06/21		Aktienempfehlungen Global	
2024/06/14		Global Equity Ratings	
2024/06/14		Aktienempfehlungen Global	
2024/05/29		Global Equity Ratings	